

The **PERMA**Cast® Column Collection

- Weather Proof
- Insect Proof
- Load Bearing
- Low Maintenance
- PermaFlashing

- PermaPrimed Tuscan Cap and Base
- Ready to Prime and Paint
- Lifetime Warranty
- Custom Fluting Available



24" Round PermaCast® Columns with Roman Corinthian Capitals

Architectural Accuracy

In the first century B.C., Vitruvius, a Roman architect and engineer, wrote what has become the most influential work on classic form. In it he elaborates on the discovery by the ancient Greeks of entasis, a gradual tapering of the upper two-thirds of the round column which offsets the undesirable illusion from eye level that the column shaft grows larger as it ascends. HB&G round columns hold true to this classic form.

HB&G PermaCast® Columns are available in round or square. The round columns are fluted, or plain, with or without the classic tapering of the upper two-thirds of the column. Square columns are available in a variety of styles as well, including plain or fluted, applied panel,

recessed panel, or the craftsman style column. The PermaCast® capitals and bases are made from durable low-maintenance materials, and like the columns, they maintain architectural authenticity and historical accuracy.



Round Plain (page 8) Round Fluted (page 8) Round No-Taper (page 9) Square Fluted (page 10) Square Recessed Panel (page 11) Square Applied Panel (page 10) Plain Square (page 10) Craftsman (page 12)



Tuscan Cap Tuscan Cap (Square) Doric Cap (Round) Colonial Cap (Round) Attic Base Crown Cap or Base



Tuscan Base Poly/Fiberglass Tuscan Base (Square) Doric Base (Round) Colonial Base (Round) Attic Base (Square)



Roman Ionic Greek Ionic Temple of the Winds Roman Corinthian Scamozzi



Roman Ionic (Square) Greek Ionic (Square) Temple of the Winds (Square) Roman Corinthian (Square) Scamozzi (Square)

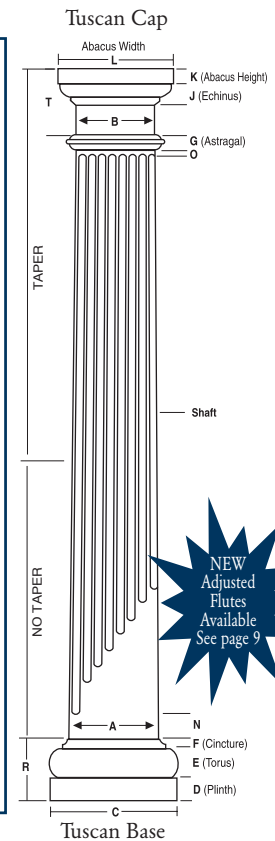
See pages 15 and 16 for cap and base dimensions

Round PERMACast® Columns

ROUND PERMACAST® COLUMN DIMENSIONS (IN INCHES)*

COL. SIZE	A	B	C	D	E	F	G	J	K	L	O	N	R	T	LENGTH AVAIL. (ft)
6"	5 ⁵ / ₈ "	4 ³ / ₈ "	9"	1 ¹ / ₁₆ "	1 ³ / ₁₆ "	⁷ / ₁₆ "	³ / ₄ "	1 ¹ / ₄ "	1 ³ / ₈ "	8"	1"	6 ¹ / ₄ "	3 ³ / ₁₆ "	4 ⁷ / ₁₆ "	4,6,8
8"	7 ⁷ / ₈ "	6 ¹ / ₄ "	10 ¹ / ₂ "	1 ⁷ / ₁₆ "	1 ³ / ₄ "	³ / ₄ "	³ / ₄ "	1 ¹ / ₄ "	1 ¹ / ₂ "	9 ¹ / ₄ "	¹ / ₂ "	2 ¹ / ₄ "	4 ³ / ₈ "	4 ¹ / ₂ "	5,6,8,9,10
10"	9 ⁹ / ₈ "	8 ⁵ / ₈ "	13 ³ / ₈ "	2 ¹ / ₈ "	2 ¹ / ₁₆ "	³ / ₄ "	³ / ₄ "	1 ¹ / ₄ "	1 ³ / ₄ "	11 ¹ / ₄ "	⁵ / ₈ "	2 ¹ / ₄ "	5 ¹ / ₄ "	5"	6,8,9,10,12,14,16,18
12"	11 ³ / ₈ "	9 ³ / ₈ "	16 ¹ / ₂ "	2 ³ / ₈ "	2 ³ / ₁₆ "	⁷ / ₈ "	¹³ / ₁₆ "	1 ¹ / ₄ "	2 ¹ / ₄ "	13 ³ / ₄ "	³ / ₄ "	2 ³ / ₈ "	6 ¹ / ₈ "	5 ³ / ₄ "	6,8,9,10,12,14,16,18
14"	13 ³ / ₈ "	11 ³ / ₈ "	19 ¹ / ₂ "	3 ³ / ₈ "	3 ³ / ₁₆ "	1 ¹ / ₈ "	⁷ / ₈ "	2"	2 ⁷ / ₈ "	17"	⁷ / ₈ "	2 ³ / ₈ "	7 ³ / ₈ "	7"	8,9,10,12,14,16,18
16"	15 ³ / ₄ "	13 ³ / ₈ "	22 ³ / ₈ "	4"	3 ¹ / ₂ "	1 ¹ / ₈ "	1"	2 ¹ / ₄ "	3"	19 ³ / ₄ "	1"	3"	8 ³ / ₈ "	8"	8,10,12,14,16,18,20
18"	17 ¹ / ₂ "	15 ³ / ₈ "	24 ³ / ₈ "	4"	4"	1 ¹ / ₈ "	1 ¹ / ₁₆ "	2 ³ / ₄ "	3 ³ / ₈ "	22 ³ / ₈ "	1 ¹ / ₂ "	10 ³ / ₄ "	9 ³ / ₈ "	8 ³ / ₈ "	10,12,14,16,18,20,22,24,26
20"	19 ¹ / ₂ "	17 ¹ / ₁₆ "	27"	4 ³ / ₄ "	4 ¹ / ₂ "	2"	1 ¹ / ₁₆ "	2 ³ / ₈ "	3 ³ / ₈ "	24 ³ / ₁₆ "	1 ¹ / ₂ "	10 ³ / ₄ "	11 ¹ / ₄ "	9"	10,12,14,16,18,20,22,24
22"	21 ³ / ₈ "	19 ³ / ₄ "	30 ¹ / ₄ "	5 ³ / ₈ "	4 ⁷ / ₈ "	2"	1 ¹ / ₈ "	3"	3 ³ / ₄ "	27 ¹ / ₂ "	1 ¹ / ₂ "	10 ³ / ₄ "	12 ¹ / ₄ "	10 ³ / ₄ "	16,18,20,22,24,26
24"	23 ³ / ₈ "	21 ¹ / ₄ "	33 ¹ / ₂ "	5 ⁷ / ₈ "	5 ¹ / ₄ "	2 ³ / ₁₆ "	2 ³ / ₁₆ "	3 ¹ / ₂ "	4 ¹ / ₁₆ "	30 ¹ / ₂ "	1 ¹ / ₂ "	10 ³ / ₄ "	13 ³ / ₁₆ "	11 ³ / ₁₆ "	12,14,16,18,20,22,24,26,28,30
28"	28"	24 ³ / ₈ "	38"	6 ³ / ₄ "	6"	2 ¹ / ₄ "	2 ¹ / ₈ "	3 ¹ / ₄ "	4 ³ / ₄ "	33 ³ / ₈ "	1 ¹ / ₂ "	10 ³ / ₄ "	15 ¹ / ₂ "	11 ³ / ₄ "	20,22,24,26,28
30"	29 ³ / ₈ "	26 ¹ / ₂ "	41 ¹ / ₈ "	6 ¹ / ₂ "	5 ⁷ / ₈ "	2 ¹ / ₂ "	3 ¹ / ₁₆ "	4"	4 ³ / ₈ "	38 ¹ / ₄ "	1 ¹ / ₂ "	10 ³ / ₄ "	14 ³ / ₈ "	14 ³ / ₈ "	20,22,24,26,28,30

*There may be a variance of up to 1/4" in all dimensions. Fluted columns available in all diameters. See page 14 for Parallel dimensions. See page 16 for Ornamental Capital dimensions.



ROUND & SQUARE PERMACAST® LOAD BEARING SPECIFICATIONS

Split columns are not load bearing

COLUMN DIAMETER	STRUCTURAL LOAD
6"	8,000 lbs. Max
8"	10,000 lbs. Max
10"	14,000 lbs. Max
12"	18,000 lbs. Max
14"	20,000 lbs. Max
16"	20,000 lbs. Max
18"	20,000 lbs. Max
20"	20,000 lbs. Max
22"	20,000 lbs. Max
28"	20,000 lbs. Max
30"	20,000 lbs. Max

ROUND PERMACAST® INSIDE DIMENSIONS

Inside diameter may vary up to 1/8".
Splitting a column will decrease inside dimension 1/8".

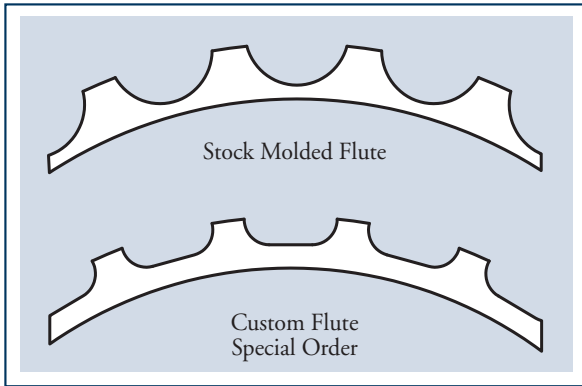
COLUMN SIZE	TOP I.D.	BOT I.D.
6"	3 ³ / ₈ "	4 ⁷ / ₈ "
8"	5 ¹ / ₂ "	6 ³ / ₈ "
10"	7 ³ / ₈ "	8 ³ / ₈ "
12"	8 ³ / ₈ "	10 ³ / ₈ "
14"	10 ³ / ₈ "	12 ³ / ₈ "
16"	12 ³ / ₈ "	15"
18"	14 ³ / ₈ "	16 ³ / ₈ "
20"	16 ³ / ₈ "	19"
22"	18 ¹ / ₄ "	20 ³ / ₈ "
24"	20 ¹ / ₄ "	22 ³ / ₈ "
28"	22"	26 ¹ / ₂ "
30"	25 ¹ / ₄ "	28 ³ / ₈ "



SPLIT COLUMN ASSEMBLY KITS

HB&G now offers a split column assembly kit that utilizes a mechanical fastening system for easy and secure assembly. This kit can be purchased separately when ordering a factory split column or they can be ordered pre-installed on factory split columns. This new kit is available on select sizes.

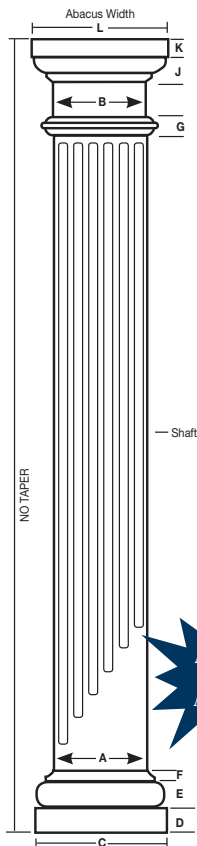
Fluted Round **PERMA**Cast® Columns



HB&G NOW OFFERS TWO DISTINCTIVE TYPES OF FLUTES.

Stock Molded Flute: Available in diameters of 8" x 8' – 16" x 18' columns. (see price guide for specific lengths available) The stock molded flute is part of the manufacturing process and cannot be altered.

Custom Flute: The custom flute is milled after the column is manufactured and can be modified to your specific length. All round PermaCast columns, 6" x 4' – 30" x 30', are available with an optional custom flute. (Call a customer service representative for pricing and lead times)



PermaCast® No Taper column with Tuscan cap and base.


Round No-Taper **PERMA**Cast® Columns

ROUND NO-TAPER PERMACAST® COLUMN DIMENSIONS (IN INCHES)

Col. Size	A	B	C	D	E	F	G	J	K	L	Length Avail. (ft.)
8"	7 ⁵ / ₈ "	7 ⁵ / ₈ "	10 ¹ / ₂ "	1 ⁷ / ₈ "	1 ³ / ₄ "	3 ¹ / ₄ "	3 ¹ / ₄ "	1 ¹ / ₄ "	1 ¹ / ₂ "	10 ⁵ / ₈ "	6,8,9,10
10"	9 ⁵ / ₈ "	9 ⁵ / ₈ "	13 ¹ / ₈ "	2 ³ / ₈ "	2 ¹ / ₈ "	3 ¹ / ₄ "	3 ¹ / ₄ "	1 ¹ / ₄ "	1 ³ / ₄ "	12 ¹³ / ₁₆ "	6,8,9,10,12
12"	11 ⁵ / ₈ "	11 ⁵ / ₈ "	16 ¹ / ₂ "	2 ⁷ / ₈ "	2 ³ / ₈ "	7 ¹ / ₈ "	1 ³ / ₁₆ "	1 ³ / ₄ "	2 ¹ / ₄ "	15 ⁷ / ₈ "	6,8,9,10,12
14"	13 ⁵ / ₈ "	13 ⁵ / ₈ "	19 ¹ / ₂ "	3 ³ / ₈ "	3 ¹ / ₈ "	1 ¹ / ₈ "	7 ¹ / ₈ "	2"	2 ⁷ / ₈ "	19 ¹ / ₈ "	6,8,9,10,12,14
16"	15 ³ / ₄ "	15 ³ / ₄ "	22 ¹ / ₈ "	4"	3 ¹ / ₂ "	1 ¹ / ₈ "	1"	2 ¹ / ₄ "	3"	22"	6,8,9,10,12,14,16,18,20
18"	17 ¹ / ₂ "	17 ¹ / ₂ "	24 ³ / ₈ "	4"	4"	1 ⁵ / ₈ "	1 ¹ / ₈ "	2 ³ / ₄ "	3 ¹ / ₈ "	24 ⁵ / ₈ "	6,8,9,10,12,14,16,18,20
24"	24"	24"	32 ¹ / ₂ "	5 ³ / ₄ "	5 ¹ / ₄ "	2 ³ / ₁₆ "	2 ³ / ₁₆ "	3 ¹ / ₄ "	4 ³ / ₄ "	33 ³ / ₈ "	8,10

Custom sizes available, contact the HB&G architectural department. Neck mold not included. Flashing and Installation Kit not available with No-Taper Tuscan cap and base sets.

NECK MOLD FOR NO-TAPER COLUMN – SOLD SEPARATELY

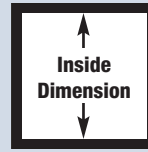


Square **PERMA**Cast® Columns

SQUARE PERMACAST® INSIDE DIMENSIONS

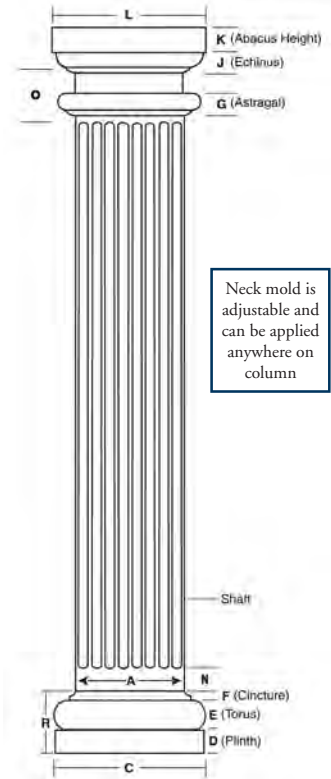
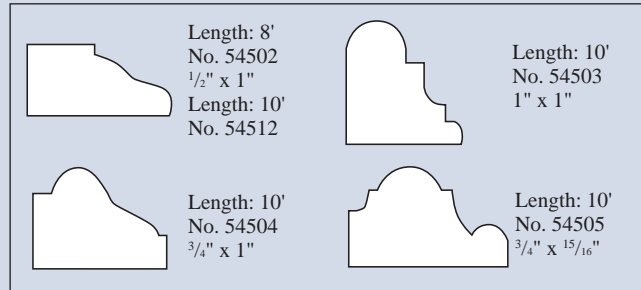
Inside dimensions may vary up to 1/8".
Splitting a column will decrease inside dimension 1/8".

COL. SIZE	INSIDE
6"	5 1/4"*
8"	6 7/8"
10"	9"
12"	11"
14"	12"
16"	14 3/4"



*Inside is Round

MOLDING FOR SQUARE PERMACAST®



Neck mold is adjustable and can be applied anywhere on column

PermaCast® Square Column shown fluted with Tuscan Cap and Base.

SQUARE PERMACAST® COLUMN DIMENSIONS (In Inches)*

Column Size	A	C	D	E	F	G	J	K	L	N	O	R	Lengths Available (ft.)
6"	6"	9 5/8"	1 1/16"	1 1/8"	5/16"	1"	1 1/4"	1 3/8"	9 5/8"	N/A	N/A	3 5/16"	6,8,9,10
8"	8"	11 5/8"	1 7/8"	1 1/4"	5/8"	1"	1 3/8"	1 5/8"	10 15/16"	4"	3 1/8"	4 1/4"	6,8,9,10,12
10"	10"	13 1/8"	2 1/4"	2 3/16"	3/4"	1"	1 1/4"	1 13/16"	12 3/4"	4"	4 1/8"	5 3/16"	51",6,8,9,10,12,14,16
12"	12"	16 5/16"	2 13/16"	2 3/8"	7/8"	1"	1 3/4"	2 1/16"	16 11/16"	N/A	N/A	6 1/16"	8,9,10,12,14,16,18
14"	14"	19 1/8"	3 1/8"	2 7/8"	1 1/16"	1 1/8"	2 1/16"	2 1/2"	19 1/16"	N/A	N/A	7 9/16"	8,10,12
16"	16"	22 1/8"	3 7/8"	3 3/8"	1 1/8"	1 1/8"	2 3/8"	2 3/4"	21 1/2"	N/A	N/A	8 3/8"	8,10,12,14,16,18,20

☐ Fluted Square. *There may be a variance of up to 1/4" in all dimensions.
See page 16 for Ornamental Capital dimensions.

Versatility of Square Columns

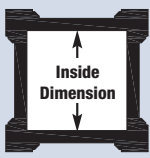
The design and versatility of an HB&G square column has enhanced its popularity with today's architects. The HB&G Square PermaCast® column lineup includes plain, recessed panel and fluted styles. An unlimited combination of styles can be achieved by various uses of the panel molding, neck molding, and caps and bases. Additionally, the square column is not tapered and can be cut to any height without affecting the fit of the caps and bases.

Recessed Panel **PERMA**Cast® Columns

RECESSED PANEL INSIDE DIMENSION

Inside dimension may vary up to 1/8".
Splitting a column will decrease inside dimension 1/8".

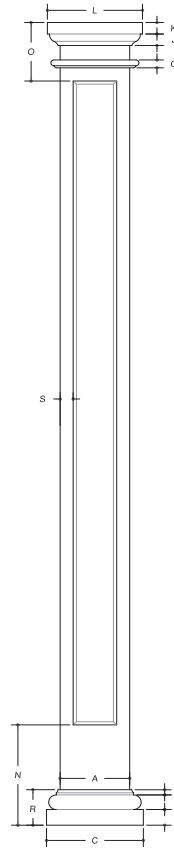
Col. Size	Inside
8"	5 7/8"
10"	7 1/2"
12"	9 1/2"
14"	11"



RECESSED PANEL LOAD BEARING SPECIFICATIONS

(SPLIT COLUMNS ARE NOT LOAD BEARING)

Column Diameter	Structural Load
8"	10,000
10"	14,000
12"	18,000
14"	20,000



Neck mold is adjustable and can be applied anywhere on column


**NOW
PRE-PRIMED
WITH
GEL COAT**

Square Column with
Tuscan Cap and Base.

SQUARE RECESSED PANEL PERMACAST® COLUMN DIMENSIONS (In Inches)*

Column Size	A	C	D	E	F	G	J	K	L	N	O	R	S	Recess Depth	Lengths Available
8"	8"	11 1/8"	1 7/8"	1 3/4"	5/8"	1"	1 3/8"	1 3/8"	10 15/16"	12"	7"	4 1/4"	1 1/2"	1/2"	8,9,10
10"	10"	13 3/16"	2 1/4"	2 3/16"	3/4"	1 1/4"	1 1/4"	1 13/16"	12 3/4"	14 1/2"	8 1/2"	5 5/16"	1 1/2"	1/2"	8,9,10
12"	12"	16 7/16"	2 3/16"	2 3/8"	7/8"	1 1/4"	1 3/4"	2 1/16"	16 1/16"	18"	10 1/2"	6 1/16"	2 1/4"	3/16"	8,9,10,12,14
14"	14"	19 3/8"	3 5/8"	2 7/8"	1 1/16"	1 1/8"	2 1/16"	2 1/2"	19 1/16"	21"	12 1/4"	7 7/16"	2 5/8"	3/4"	8,10,14

See page 16 for Ornamental Capital dimensions.



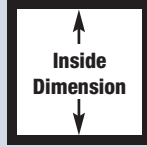
CRAFTSMAN

PERMACAST® COLUMN

CRAFTSMAN INSIDE DIMENSION

Inside dimension may vary up to 1/8".
Splitting a column will decrease inside dimension 1/8".

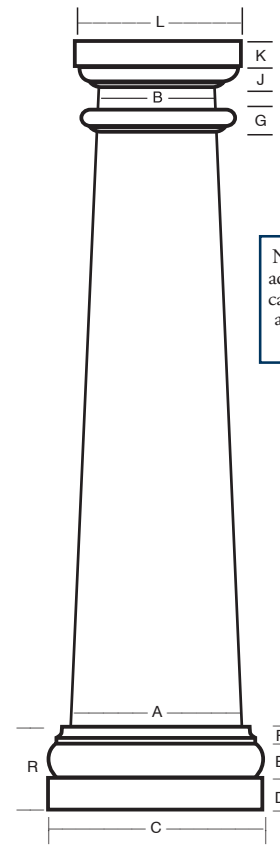
Column Size	Top	Bottom
10" x 5 1/2"	4 1/2"	9"
10 1/4" x 7 1/2"	6 1/2"	9 1/4"
12" x 10"	9"	11"
14" x 12"	11"	13"
16" x 9"	8"	15"



CRAFTSMAN LOAD BEARING SPECIFICATIONS

(SPLIT COLUMNS ARE NOT LOAD BEARING)

Column Diameter	Structural Load
10" x 5 1/2"	10,000
10 1/4" x 7 1/2"	10,000
12" x 10"	14,000
14" x 12"	14,000
16" x 9"	14,000



Neck mold is adjustable and can be applied anywhere on column*

CRAFTSMAN COLUMN DIMENSIONS (IN INCHES)

	A	B	C	D	E	F	G	J	K	L	N	O	R	LENGTH
10" x 5 1/2"	10"	5 1/2"	13"	2 1/2"	2 3/8"	1 1/16"	1"	1 3/8"	1 3/8"	9 5/8"	N/A	N/A	5 7/8"	66"
10 1/4" x 7 1/2"	10 1/4"	7 1/2"	13 1/2"	2 3/8"	2 1/4"	3/4"	1"	1"	1"	10 1/4"	N/A	N/A	5 3/8"	7'
12" x 10"	12"	10"	16 9/16"	2 1/2"	2 1/2"	1 1/16"	1"	1 3/8"	1 3/8"	12 3/4"	N/A	N/A	6 1/16"	6', 10'
14" x 12"*	14"	12"	18 3/4"	3 3/8"	3"	1"	1"	1 3/8"	2"	17 1/8"	N/A	N/A	7 3/8"	9'
16" x 9"	16"	9"	18 3/4"	2 1/2"	2 1/2"	1 1/16"	1"	1 3/8"	1 3/8"	13 1/4"	N/A	N/A	6 1/16"	58"
16" x 9"	16"	9"	19 1/16"	2 1/2"	2 1/2"	1 1/16"	1"	1 3/8"	1 3/8"	13 1/4"	N/A	N/A	6 1/16"	6', 8"

*Has 1/3" to 2/3" taper, neck mold is part of shaft and not applied.

Flashing and Installation Kit is not available for Craftsman Columns with Tuscan cap and base sets.



Painting Instructions

Painting instructions for round and square PermaCast® columns:

- Rinse
- Prime with top quality exterior latex primer, or use an oil-based primer in accordance with paint manufacture instructions. A light coat of primer should be applied and allowed to cure fully.
- Paint evenly with several light coats over column with a high quality exterior latex or oil-base (if primer is used) in accordance with paint manufacture instructions.
- Do not paint PermaCast® columns using dark colors (dark colors are considered any color that falls within the L value of 56 to 0). L is a measure of lightness of an object and ranges from 0 (black) to 100 (white).

Fire Retardant

All HB&G PermaCast® columns are fire retardant. This feature has been tested by code certified laboratories to ensure its fire performance characteristics.


Tips

- ✓ When ordering an ornamental capital order the appropriate base for the column.
- ✓ Ornamental capitals for square PermaCast® slide over the shaft and do not use a plug. These ornamental capitals will not lengthen or shorten the height of the column.
- ✓ Verify exact opening measurement prior to ordering column length.
- ✓ When installing a PermaCast® column, verify concentric loading of column. 100% of bottom must contact substrate and 75% of top must contact soffit.
- ✓ When attaching hand rails or corner iron to PermaCast® columns, holes must be pre-drilled before applying screws.
- ✓ When ordering panel molding for square PermaCast® columns, make sure to order enough for four sides of the column.
- ✓ Split columns are left partially intact. Cut with masonry or carbide tip blade.


Lifetime Warranty

HB&G warrants that for the “lifetime” of ownership the PermaCast® column is free from defects in material and workmanship. “Lifetime” means as long as the purchaser owns the structure to which the PermaCast® columns are attached. Upon proper installation of the column, HB&G will repair or replace, at its option, any PermaCast® column that has failed as a result of defective material or workmanship of HB&G. In the event of a claim against this warranty, proof of purchase, with date will be required to affect such a claim. Installation cost not included. HB&G gives no other warranty expressed or implied. For complete warranty visit www.hbgcolumns.com.

Splitting
Options



HB&G's number one goal is finding ways that we can save you time and money making your life easier.



PermaCast® PermaFlashing and Installation Kit

The PermaCast® flashing and installation kit is now available and included at **no additional cost** in Tuscan cap and base sets.*

This innovation will not only save time but will keep the elements out of the column and secure the top and bottom of the column.

*Not included in Tuscan cap and base sets for Craftsman, No-taper, PermaLite and Wood columns.



Round PermaCast® Porch Installation Bracket

The HB&G Porch Installation Bracket includes the bracket and all required hardware. The bracket fits 20" - 30" Plain Round PermaCast® Columns and will secure a 2nd story porch to our PermaCast® Columns. Three brackets are required for each column.



PARALLEL DIMENSIONS

Column Size	Parallel Dim.	Column Size	Parallel Dim.
6x4	0"	20x10	0"
6x6	8"	20x12	0"
6x8	32"	20x14	0"
8x5	12"	20x16	4"
8x6	24"	20x18	28"
8x8	32"	20x20	52"
8x9	28"	20x22	76"
8x10	40"	20x24	100"
10x6	8"	22x16	45"
10x8	32"	22x18	69"
10x9	28"	22x20	93"
10x10	40"	22x22	53"
10x12	48"	22x24	77"
12x6	8"	22x26	101"
12x8	32"	24x12	21"
12x9	8"	24x14	45"
12x10	32"	24x16	69"
12x12	48"	24x18	93"
12x14	59"	24x20	75"
12x16	40"	24x22	99"
12x18	73"	24x24	123"
14x8	32"	24x26	77"
14x9	12"	24x28	101"
14x10	24"	24x30	125"
14x12	48"	26x20	N/A
14x14	27"	26x22	N/A
14x16	51"	26x24	N/A
14x18	75"	26x26	N/A
16x8	16"	28x20	20"
16x10	40"	28x22	44"
16x12	29"	28x24	68"
16x14	53"	28x26	92"
16x16	36"	28x28	116"
16x18	60"	30x20	56"
16x20	84"	30x22	80"
18x8	0"	30x24	140"
18x10	16"	30x26	75"
18x12	40"	30x28	99"
18x14	48"	30x30	123"
18x16	36"		
18x18	60"		
18x20	84"		
18x22	49"		
18x24	73"		
18x26	97"		