

GENEST

PAVING STONES & WALLS 2021



Genest Lifetime Warranty

Family-Owned Since 1927

Made in Maine

Genest is pleased to offer a TRANSFERABLE LIFETIME WARRANTY on the structural integrity of our paving stones and landscape retaining walls for residential use.

For more info about our warranty, turn to **page 74** or visit **genestconcrete.com**



Engineering of a Genest Paving Stone

Strength Meets Beauty

In 1986, Genest began producing paving stones with the use of German technology. This manufacturing process is called “Face Mix” and the majority of paver production in Europe now uses this approach.

Our method starts with a “base mix” comprised of high strength concrete and a significant concentration of stone, most of which is granite. This combination creates the signature strength and durability of a Genest paving stone. Next, we blend carefully selected fine aggregate, a high concentration of cement, and color pigment to produce the “face mix”. This results in a more brilliant color blend, and a solid surface with no visible signs of stone.

During this process, the “base mix” is placed into the mold and compacted. Once the base is compacted, the “face mix” is immediately added and compressed together as a composite whole. Once installed, these paving stones will withstand severe New England weather conditions and continue performing as designed for years to come.

GENEST PAVING STONES & WALLS

- Structural Integrity
- Durability
- Salt Resistance
- Limited Lifetime Warranty
- Fine Aggregates
- High Cement Content
- Brilliant Colors
- Exceeds Industry Standards

No unsightly stones or holes






**Resists damage from
freeze-thaw cycles**

**High concentration
of large stone and
high-strength concrete**


Cover: 17 BAXTER STONE™ in Granite Blend with Border of 15 EASTERN BAY™ in Charcoal and 53 SQAURE FIRE PIT
Inside Cover: 33 SEBAGO STONE in Granite Blend

Table of Contents

Paving Stones

Katahdin Stone®	7
Grand Katahdin Stone™	9
Katahdin Stone® Circle	11
 Tidewater Stone®	13
 Eastern Bay Stone™	15
Baxter Stone®	17
 Grand Baxter Stone™	19
Baxter Stone® Circle	21
Tradeport Stone™	23
Camden Bay Stone	25
Harborline Brick®	27
Hollandstone	29
 Stormwater Brick®	31
 Sebago Stone	33

Large Format Stones

Windham Ridge Flagging™	35
Kennebec Flagging	37
Jordan Bay Flagging	39
Lexington Park Tile	41
Denmark Tile™	43
Blue Hill Flagging™	45
Yorkshire Tile™	47
 Portland Plaza Stone (Formerly XXL)	49
Duragreen®	51





Outdoor Living

Outdoor **Fire Pits** 53

Borders & Accents 55

Comfort Block™ Wall Systems 57
CB-8

Landscape Wall Systems

Sterling™ Wall System 59

Highland Stone® Retaining Wall 61

Highland Stone® Freestanding Wall 63

Highland Stone® Column Block 65

Diamond® & Diamond Stone Cut® 67

Diamond Pro® 68

Genest **Garden Wall Stone®** 69

Retaining Wall Accessory Products 71

Laying Styles & Warranty

Paving Stones Laying Styles 72

Circle Kit Installation Instructions 73

Transferable Lifetime Warranty 74

Colors in photos may vary from actual product. Please ask your dealer or Genest representative for an actual sample.



Katahdin

Stone®

**Natural Stone
Texture**

Newly Designed Edge

Katahdin Stone® is a versatile 3-piece system with a natural stone texture and a newly designed edge with a classic look. Use it in combination with Grand Katahdin Stone™ or Katahdin Stone® Circle for additional laying styles.

- ✓ **Driveway**
- ✓ **Walkway**
- ✓ **Patio**




PRODUCT INFORMATION

Pallet wt	3,239 lbs
Sq ft per pallet	117.81 sq ft
Layers per pallet	11
Sq ft per layer	10.71 sq ft


3-Piece System
All three sizes are together on one pallet.






UNIT DIMENSIONS

	
Height	2 3/8" (60 mm)
Width	4 3/4" (120 mm)
Length	4 3/4" (120 mm)
Units/Pallet	231
Units/Layer	21
Units/Sq ft	6.4
Sq ft/Unit	.15

	
Height	2 3/8" (60 mm)
Width	4 3/4" (120 mm)
Length	7 1/8" (180 mm)
Units/Pallet	154
Units/Layer	14
Units/Sq ft	4.3
Sq ft/Unit	.23

	
Height	2 3/8" (60 mm)
Width	4 3/4" (120 mm)
Length	9 1/2" (240 mm)
Units/Pallet	154
Units/Layer	14
Units/Sq ft	3.2
Sq ft/Unit	.31

COLOR OPTIONS

			
Granite Blend	Meadow	Lakeshore (Call for Availability)	Riverbed (Special Order/13 cubes)

Grand Katahdin

Stone™

**Natural Stone
Texture**

Newly Designed Edge

Grand Katahdin Stone™ has the texture of natural stone and a newly designed edge with a classic look. These larger stone sizes offer additional design possibilities for patios and walkways. It also can be used in combination with Katahdin Stone® for additional laying style options.

- ☑ **Walkway**
- ☑ **Patio**



PRODUCT INFORMATION




Pallet wt	3,422 lbs
Sq ft per pallet	124 sq ft
Layers per pallet	10
Sq ft per layer	12.4 sq ft

3-Piece System
All three sizes are together on one pallet.

Grand Katahdin Stone™ is not intended for vehicular traffic.



UNIT DIMENSIONS

		
Height 2 3/8" (60 mm)	Height 2 3/8" (60 mm)	Height 2 3/8" (60 mm)
Width 9 1/2" (240 mm)	Width 9 1/2" (240 mm)	Width 9 1/2" (240 mm)
Length 4 3/4" (120 mm)	Length 9 1/2" (240 mm)	Length 14 1/4" (360 mm)
Units/Pallet 60	Units/Pallet 80	Units/Pallet 60
Units/Layer 6	Units/Layer 8	Units/Layer 6
Units/Sq ft 3.2	Units/Sq ft 1.6	Units/Sq ft 1.06
Sq ft/Unit .31	Sq ft/Unit .62	Sq ft/Unit .94

COLOR OPTIONS



Granite Blend



Meadow



Lakeshore (Call for Availability)



Riverbed (Special Order/13 cubes)

Katahdin

Stone® Circle

Accents & Patterns Enhance Design

Newly Designed Edge

Designed to work with Katahdin Stone® and Grand Katahdin Stone™. One pallet will produce two 7' circles or one 9' 10" circle (4 layers per 7' circle).

Please allow some spacing between stones when installing. Spare stones are included in each pallet.

- ✓ **Driveway**
- ✓ **Walkway**
- ✓ **Patio**



PRODUCT INFORMATION

Pallet wt	2,141 lbs
Sq ft per pallet	82.5 sq ft
Layers per pallet	8
Sq ft per layer	10.31 sq ft

5-Piece System
All five sizes are together on one pallet.

***See Diagram on pg. 73 for installation tips**



UNIT DIMENSIONS



Center Piece

Height	2 3/8" (60 mm)
Units/Pallet	8
Units/Layer	1



Square

Height	2 3/8" (60 mm)
Units/Pallet	104
Units/Layer	13



Large Wedge

Height	2 3/8" (60 mm)
Units/Pallet	16
Units/Layer	2



Rectangle

Height	2 3/8" (60 mm)
Units/Pallet	80
Units/Layer	10



Small Wedge

Height	2 3/8" (60 mm)
Units/Pallet	240
Units/Layer	30

COLOR OPTIONS



Granite Blend



Meadow



Lakeshore (Call for Availability)



Riverbed (Special Order/13 cubes)



Tidewater Stone®

Storm Water Management

Newly Designed Edge

Tidewater Stone®'s unique design makes it suitable for traditional paver installations and as a permeable paver for storm water management. Because of this, it is a favorite for driveway installations. The newly designed edge gives a classic look, while the eye catching 4-piece sizing makes it a great choice for any outdoor living space.

- ✓ **Driveway**
- ✓ **Walkway**
- ✓ **Patio**





PRODUCT INFORMATION


Pallet wt	3,113 lbs
Sq ft per pallet	86.40 sq ft
Layers per pallet	9
Sq ft per layer	9.6 sq ft

4-Piece System
All four sizes are together on one pallet.



UNIT DIMENSIONS

	
Height	3 1/8" (80 mm)
Width	5 1/4" (134 mm)
Length	3 1/2" (89 mm)
Units/Pallet	90
Units/Layer	10
Units/Sq ft	5.76
Sq ft/Unit	.18
	
Height	3 1/8" (80 mm)
Width	5 1/4" (134 mm)
Length	10 1/2" (269 mm)
Units/Pallet	81
Units/Layer	9
Units/Sq ft	2.61
Sq ft/Unit	.38




	
Height	3 1/8" (80 mm)
Width	5 1/4" (134 mm)
Length	5 1/4" (134 mm)
Units/Pallet	108
Units/Layer	12
Units/Sq ft	5.22
Sq ft/Unit	.19

	
Height	3 1/8" (80 mm)
Width	5 1/4" (134 mm)
Length	7" (179 mm)
Units/Pallet	90
Units/Layer	10
Units/Sq ft	3.92
Sq ft/Unit	.25



Becomes permeable when installed according to ICPI specifications for permeable pavements with open-graded base and sub-base for infiltration and storage.

COLOR OPTIONS

			
Granite Blend	Meadow	Lakeshore (Call for Availability)	Riverbed (Special Order/13 cubes)



Eastern Bay Stone™

Storm Water Management

Newly Designed Edge

Eastern Bay Stone™ is a versatile single sized paving stone designed for conventional paver installations and also for a permeable paving system for storm water management.

Eastern Bay Stone™ has a newly designed edge with a classic look, beautiful alone or as a border.

- ✓ **Driveway**
- ✓ **Walkway**
- ✓ **Patio**
- ✓ **Borders**



PRODUCT INFORMATION

Pallet wt	3,273 lbs
Sq ft per pallet	128 sq ft
Layers per pallet	10
Sq ft per layer	12.8 sq ft



UNIT DIMENSIONS

Height	2 3/8" (60 mm)
Width	4 3/4" (120 mm)
Length	9 1/2" (240 mm)
Units/Pallet	400
Units/Layer	40
Units/Sq ft	3.2
Sq ft/Unit	.31



Becomes permeable when installed according to ICPI specifications for permeable pavements with open-graded base and sub-base for infiltration and storage.

COLOR OPTIONS

Granite Blend	Meadow	Charcoal
Lakeshore (Special Order/13 cubes)	Riverbed (Special Order/13 cubes)	

Baxter Stone®

Signature Curved Edges

Versatility

Baxter Stone® is a favorite choice for creating a rustic look. The signature edges of this paver imitate the curved waves of natural stone. The versatility of the 4-piece system makes a beautiful walkway, driveway and patio.

- ✓ **Driveway**
- ✓ **Walkway**
- ✓ **Patio**






PRODUCT INFORMATION


Pallet wt	3,333 lbs
Sq ft per pallet	121 sq ft
Layers per pallet	11
Sq ft per layer	11 sq ft

4-Piece System
All four sizes are together on one pallet.




UNIT DIMENSIONS

		
Height 2 3/8" (60mm)	Height 2 3/8" (60 mm)	Height 2 3/8" (60 mm)
Width 5 1/2" (140 mm)	Width 5 1/2" (140 mm)	Width 5 1/2" (140 mm)
Length 4" (104 mm)	Length 5 1/2" (140 mm)	Length 8" (209 mm)
Units/Pallet 132	Units/Pallet 132	Units/Pallet 99
Units/Layer 12	Units/Layer 12	Units/Layer 9
Units/Sq ft 6.66	Units/Sq ft 5	Units/Sq ft 3.22
Sq ft/Unit .15	Sq ft/Unit .20	Sq ft/Unit .31

	
Height 2 3/8" (60mm)	
Width 5 1/2" (140 mm)	
Length 11" (279 mm)	
Units/Pallet 99	
Units/Layer 9	
Units/Sq ft 2.44	
Sq ft/Unit .41	

COLOR OPTIONS





Grand Baxter

Stone™

**Storm Water
Management**

Signature Curved Edges

Grand Baxter Stone™ has larger stone sizing, a texture of natural stone and a curved edge. This versatile 3 piece system can also be installed as a permeable system for storm water management. For additional traditional laying style options combine with Baxter Stone® or Baxter Stone® Circle.

- ✓ **Walkway**
- ✓ **Patio**



PRODUCT INFORMATION

Pallet wt	2,676 lbs
Sq ft per pallet	97.35 sq ft
Layers per pallet	11
Sq ft per layer	8.85 sq ft




3-Piece System

All three sizes are together on one pallet.



Grand Baxter Stone™ is not intended for vehicular traffic.



UNIT DIMENSIONS

		
Height2 3/8" (60 mm)	Height2 3/8" (60 mm)	Height2 3/8" (60 mm)
Width11" (280 mm)	Width11" (280 mm)	Width11" (280 mm)
Length5 1/2" (140 mm)	Length11" (280 mm)	Length16 1/2" (420 mm)
Units/Pallet44	Units/Pallet44	Units/Pallet33
Units/Layer4	Units/Layer4	Units/Layer3
Units/Sq ft2.38	Units/Sq ft1.19	Units/Sq ft1.26
Sq ft/Unit.42	Sq ft/Unit.84	Sq ft/Unit1.26

COLOR OPTIONS

	
Granite Blend	Earth Blend



Becomes permeable when installed according to ICPI specifications for permeable pavements with open-graded base and sub-base for infiltration and storage.

Baxter

Stone® Circle

**Accents & Patterns
Enhance Design**

Curved Edge

Designed to work with the Baxter Stone®, Grand Baxter Stone™ and more.

One pallet will produce two 7' circles or one 9' 10" circle (4 layers per 7' circle).

Please allow some spacing between stones when installing. Spare stones are included in each pallet.

- ✓ **Driveway**
- ✓ **Walkway**
- ✓ **Patio**





PRODUCT INFORMATION

Pallet wt	2,141 lbs
Sq ft per pallet	82.5 sq ft
Layers per pallet	8
Sq ft per layer	10.31 sq ft

5-Piece System

All five sizes are together on one pallet.

***See Diagram on pg. 73 for installation tips**

UNIT DIMENSIONS



Center Piece

Height	2 3/8" (60 mm)
Units/Pallet	8
Units/Layer	1



Large Wedge

Height	2 3/8" (60 mm)
Units/Pallet	16
Units/Layer	2



Small Wedge

Height	2 3/8" (60 mm)
Units/Pallet	240
Units/Layer	30



Square

Height	2 3/8" (60 mm)
Units/Pallet	104
Units/Layer	13



Rectangle

Height	2 3/8" (60 mm)
Units/Pallet	80
Units/Layer	10

COLOR OPTIONS



Granite Blend



Earth Blend

Tradeport Stone™

**Smooth
Texture**

Clean Lines

Tradeport Stone™ offers a larger size stone with a classic look. Smooth texture and clean lines add appeal and distinction to any landscape project.

Also available as special order in 80mm height. This thicker paving stone is ideal for residential driveways and commercial applications.

- ✓ **Driveway** (80mm)
- ✓ **Walkway**
- ✓ **Patio**



PRODUCT INFORMATION


Pallet wt	3,259 lbs
Sq ft per pallet	114.4 sq ft
Layers per pallet	11
Sq ft per layer	10.4 sq ft

3-Piece System
All three sizes are together on one pallet.

Tradeport Stone™ in 60 mm is not intended for vehicular traffic.
Special order 80mm Tradeport Stone™ can be used in light vehicular applications such as a residential driveway.





UNIT DIMENSIONS

	
Height	2 3/8" (60 mm)
Width	7 7/8" (200 mm)
Length	7 7/8" (200 mm)
Units/Pallet	44
Units/Layer	4
Units/Sq ft	2.38
Sq ft/Unit	.42

	
Height	2 3/8" (60 mm)
Width	7 7/8" (200 mm)
Length	11 13/16" (300 mm)
Units/Pallet	88
Units/Layer	8
Units/Sq ft	1.56
Sq ft/Unit	.64

	
Height	2 3/8" (60 mm)
Width	7 7/8" (200 mm)
Length	15 3/4" (400 mm)
Units/Pallet	44
Units/Layer	4
Units/Sq ft	1.18
Sq ft/Unit	.85

COLOR OPTIONS

	
Granite Blend	Earth Blend

Camden Bay

Stone

Natural Cobblestone Appearance

Old World Charm

Camden Bay Stone has a cobblestone appearance giving a classic old world feel to any outdoor living space. Available in two sizes (sold separately) which can be used together or alone in walkways, patios, driveways or as a border.

- ✓ **Driveway**
- ✓ **Walkway**
- ✓ **Patio**
- ✓ **Borders**





6" x 6"

Pallet wt.	3,337 lbs
Sq ft per pallet	120 sq ft
Layers per pallet	10
Sq ft per layer	12 sq ft



Height	2 3/8" (60 mm)	Units/Layer	48
Width	6" (152 mm)	Units/Sq ft	4
Length	6" (152 mm)	Sq ft/Unit	.25
Units/Pallet	480		



6" x 9"

Pallet wt.	3,153 lbs
Sq ft per pallet	112.5 sq ft
Layers per pallet	10
Sq ft per layer	11.25 sq ft



Height	2 3/8" (60 mm)	Units/Layer	30
Width	6" (152 mm)	Units/Sq ft	2.67
Length	9" (229 mm)	Sq ft/Unit	.375
Units/Pallet	300		

COLOR OPTIONS



Granite Blend



Meadow



Charcoal

Harborline Brick®

Subtle Wire-Cut Characteristics

Old World Charm

Harborline Brick® has all the subtle characteristics and color combinations of an old handmade brick. Perfect for walkways, patios and driveways this paver will add a touch of class and charm to any New England home.

- ✓ **Driveway**
- ✓ **Walkway**
- ✓ **Patio**
- ✓ **Borders**





PRODUCT INFORMATION

Pallet wt	2,952 lbs
Sq ft per pallet	108 sq ft
Layers per pallet	9
Sq ft per layer	12 sq ft

UNIT DIMENSIONS



Height	2 3/8" (60 mm)
Width	4" (100 mm)
Length	8" (200 mm)
Units/Pallet	486
Units/Layer	54
Units/Sq ft	4.5
Sq ft/Unit	.22

COLOR OPTIONS



Cumberland Blend

Hollandstone

Traditional Look of Clay Brick

Durable

Hollandstone paving stones beautifully combine the traditional look of clay brick with the durability of concrete. Available in a variety of earth tones and color blends. Hollandstone pavers offer multiple design possibilities for driveways, walkways and patios.

- ✓ **Driveway**
- ✓ **Walkway**
- ✓ **Patio**
- ✓ **Borders**





60 mm

Pallet wt	2,952 lbs		
Sq ft per pallet	108 sq ft		
Layers per pallet	9		
Sq ft per layer	12 sq ft		
<div></div>			
Height	2 3/8" (60 mm)	Units/Layer	54
Width	4" (100 mm)	Units/Sq ft	4.5
Length	8" (200 mm)	Sq ft/Unit	.22
Units/Pallet	486		

80 mm *Special order only (13 cube minimum)*

Special
Order

Pallet wt	3,130 lbs		
Sq ft per pallet	85.36 sq ft		
Layers per pallet	8		
Sq ft per layer	10.67 sq ft		
<div></div>			
Height	3 1/8" (80 mm)	Units/Layer	48
Width	4" (100 mm)	Units/Sq ft	4.5
Length	8" (200 mm)	Sq ft/Unit	.22
Units/Pallet	384		

COLOR OPTIONS

			
Cumberland Blend	Charcoal	New England Blend	Granite Blend
			
Summer Blend* <small>(Special Order/13 cubes)</small>	Antique Red* <small>(Special Order/13 cubes)</small>		




Stormwater Brick®

Controls Water Runoff

Special Order Only

The Stormwater Brick® used as part of a permeable pavement system is an excellent way to control water runoff. The aggregate base used in the system helps to filter and reduce pollutants. The ground water is recharged because the water is not running off the pavement. It collects and properly handles storm water, providing a functional and attractive paving solution for commercial or residential applications.

- ☑ Driveway ☑ Walkway
- ☑ Patio



PRODUCT INFORMATION


Special
Order

Pallet wt	2,711 lbs
Sq ft per pallet	78.24 sq ft
Layers per pallet	8
Sq ft per layer	9.78 sq ft

4" x 8" and 4" x 4" all on one pallet.
Each layer contains 6 half units.



UNIT DIMENSIONS



Height	3 1/8" (80 mm)
Width	4" (100 mm)
Length	8" (200 mm)
Units/Pallet	328
Units/Layer	41
Units/Sq ft	4.5
Sq ft/Unit	.22



Height	3 1/8" (80 mm)
Width	4" (100 mm)
Length	4" (100 mm)
Units/Pallet	48
Units/Layer	6
Units/Sq ft	9
Sq ft/Unit	.11

COLOR OPTIONS



Cumberland Blend



Granite Blend

* Other Special Order
Colors Also Available!



Becomes permeable when installed according to ICPI specifications for permeable pavements with open-graded base and sub-base for infiltration and storage.



Sebago Stone

NEW

**Versatile Sizing
Stone Texture**

Perfect for Driveways

Sebago Stone™ has the Genest signature riven-faced texture resembling natural stone. The 3 piece system is the perfect size for a driveway, patio or walkway in a permeable or traditional installation.

When used in combination with Jordan Bay Flagging you can create even more interesting and dramatic patio styles.

- ☒ **Driveway**
- ☒ **Walkway**
- ☒ **Patio**






PRODUCT INFORMATION

Pallet wt	3,178 lbs
Sq ft per pallet	113.74 sq ft
Layers per pallet	11
Sq ft per layer	10.34 sq ft

3-Piece System
All three sizes are together on one pallet.



UNIT DIMENSIONS

		
Height 2 3/8" (60 mm)	Height 2 3/8" (60 mm)	Height 2 3/8" (60 mm)
Width 7 7/8" (200 mm)	Width 7 7/8" (200 mm)	Width 7 7/8" (200 mm)
Length 3 15/16" (100 mm)	Length 7 7/8" (200 mm)	Length 11 3/16" (300 mm)
Units/Pallet 198	Units/Pallet 99	Units/Pallet 44
Units/Layer 18	Units/Layer 9	Units/Layer 4
Units/Sq ft 4.6	Units/Sq ft 2.3	Units/Sq ft 1.5
Sq ft/Unit .22	Sq ft/Unit .43	Sq ft/Unit .65

COLOR OPTIONS



Becomes permeable when installed according to ICPI specifications for permeable pavements with open-graded base and sub-base for infiltration and storage.

Windham Ridge

Flagging™

**Simulates
Natural Stone**

Clean, Modern Look

Windham Ridge Flagging™ has a riven-faced texture which simulates natural stone without the inconsistent thickness. The large scale pieces offer a clean but modern look for a patio, walkway or poolscape.

- ✓ **Walkway**
- ✓ **Patio**



PRODUCT INFORMATION

Pallet wt	3,230 lbs
Sq ft per pallet	114.73 sq ft
Layers per pallet	11
Sq ft per layer	10.43 sq ft




3-Piece System
All three sizes are together on one pallet.

Roller Compactor Recommended



Windham Ridge Flagging™ is not intended for use in driveways or other vehicular applications.



UNIT DIMENSIONS

		
Height 2 3/8" (60 mm)	Height 2 3/8" (60 mm)	Height 2 3/8" (60 mm)
Width 14 3/16" (360 mm)	Width 14 3/16" (360 mm)	Width 14 3/16" (360 mm)
Length 7 1/16" (180 mm)	Length 14 3/16" (360 mm)	Length 21 1/4" (540 mm)
Units/Pallet 33	Units/Pallet 33	Units/Pallet 22
Units/Layer 3	Units/Layer 3	Units/Layer 2
Units/Sq ft 1.44	Units/Sq ft .71	Units/Sq ft .48
Sq ft/Unit .69	Sq ft/Unit 1.40	Sq ft/Unit 2.09

COLOR OPTIONS

			
Granite Blend	Meadow	Lakeshore (Call for Availability)	Riverbed (Special Order/13 cubes)

Kennebec

Flagging

**Simulates
Natural Stone**

Elegant Style

Kennebec Flagging has the same riven-faced texture as our popular Windham Ridge Flagging™ in a larger format. The larger stone sizes offer a clean, modern look. This 3-piece system makes grand entrance, striking pool patio or a majestic outdoor living room.

- ✓ **Walkway**
- ✓ **Patio**



PRODUCT INFORMATION

Pallet wt	2,383 lbs
Sq ft per pallet	84.72 sq ft
Layers per pallet	8
Sq ft per layer	10.59 sq ft




3-Piece System
All three sizes are together on one pallet.

Roller Compactor Recommended

Kennebec Flagging is not intended for use in driveways or other vehicular applications.



UNIT DIMENSIONS

		
Height 2 3/8" (60 mm)	Height 2 3/8" (60 mm)	Height 2 3/8" (60 mm)
Width 21 1/4" (540 mm)	Width 21 1/4" (540 mm)	Width 21 1/4" (540 mm)
Length 14 3/16" (360 mm)	Length 21 1/4" (540 mm)	Length 35 7/16" (900 mm)
Units/Pallet 8	Units/Pallet 8	Units/Pallet 8
Units/Layer 1	Units/Layer 1	Units/Layer 1
Units/Sq ft .48	Units/Sq ft .32	Units/Sq ft .19
Sq ft/Unit 2.09	Sq ft/Unit 3.14	Sq ft/Unit 5.23

COLOR OPTIONS

	
Granite Blend	Meadow

Jordan Bay

Flagging

**Riven-Faced
Texture**

Modern Design

Jordan Bay Flagging is perfect for an entryway, backyard patio, pool deck or outdoor entertainment areas. The single size stone with a riven-faced texture create a stunning appearance on their own or mix with our new Sebago Stone for even more design possibilities.

- ✓ **Walkway**
- ✓ **Patio**



PRODUCT INFORMATION

Pallet wt	2,911 lbs
Sq ft per pallet	106.2 sq ft
Layers per pallet	10
Sq ft per layer	10.62 sq ft

Roller Compactor Recommended
Jordan Bay Flagging is not intended for use in driveways or other vehicular applications.



UNIT DIMENSIONS

Height	2 3/8" (60 mm)
Width	16" (406 mm)
Length	16" (406 mm)
Units/Pallet	60
Units/Layer	6
Units/Sq ft	.56
Sq ft/Unit	1.77

COLOR OPTIONS

Granite Blend	Meadow

Lexington Park

Tile

**Smooth
Texture**

Clean Lines

Lexington Park Tile's larger size make it a perfect choice for an entryway, backyard patio, pool deck or outdoor entertainment area. With its smooth texture and clean lines, these slab stones create a stunning, contemporary appearance.

- ✓ **Walkway**
- ✓ **Patio**



PRODUCT INFORMATION

Pallet wt	2,720 lbs
Sq ft per pallet	96 sq ft
Layers per pallet	6
Sq ft per layer	16 sq ft

Roller Compactor Recommended

Lexington Park Tile is not intended for use in driveways or other vehicular applications.



UNIT DIMENSIONS

Height	2 3/8" (60 mm)
Width	24" (600 mm)
Length	24" (600 mm)
Units/Pallet	24
Units/Layer	4
Units/Sq ft	.25
Sq ft/Unit	4

COLOR OPTIONS

Granite Blend	Meadow	Natural

Denmark

Tile™

**Smooth
Texture**

Clean Lines

The combination of the 3-pieces of Denmark Tile™ creates contrast and definition for a sleek modern look. Perfect for patios, pool decks, and outdoor entertainment areas.

✓ **Walkway**

✓ **Patio**








PRODUCT INFORMATION

Pallet wt	2,379 lbs
Sq ft per pallet	81.84 sq ft
Layers per pallet	8
Sq ft per layer	10.23 sq ft
3-Piece System	
All three sizes are together on one pallet.	
Roller Compactor Recommended	
Denmark Tile™ is not intended for use in driveways or other vehicular applications.	

UNIT DIMENSIONS

		
Height 2 3/8" (60 mm)	Height 2 3/8" (60 mm)	Height 2 3/8" (60 mm)
Width 7 1/8" (180 mm)	Width 7 1/8" (180 mm)	Width 7 1/8" (180 mm)
Length 35 7/16" (900 mm)	Length 21 1/4" (540 mm)	Length 14 1/4" (360 mm)
Units/Pallet 24	Units/Pallet 24	Units/Pallet 24
Units/Layer 3	Units/Layer 3	Units/Layer 3
Units/Sq ft .58	Units/Sq ft .98	Units/Sq ft 1.47
Sq ft/Unit 1.71	Sq ft/Unit 1.02	Sq ft/Unit .68

COLOR OPTIONS

	
Granite Blend	Meadow

Blue Hill Flagging™

**Riven Face
Texture**

Special Order*

For a contemporary look with texture, Blue Hill Flagging™ is the right choice. This durable paver comes in 3 sizes and will make an impact on any residential or commercial project.

- ✓ **Walkway**
- ✓ **Patio**



PRODUCT INFORMATION



Pallet wt	2,379lbs
Sq ft per pallet	81.84 sq ft
Layers per pallet	8
Sq ft per layer	10.23 sq ft

3-Piece System
All three sizes are together on one pallet.

Roller Compactor Recommended


Blue Hill Flagging™ is not intended for use in driveways or other vehicular applications.



UNIT DIMENSIONS



Height	2 3/8" (60 mm)
Width	7 1/8" (180 mm)
Length	35 7/16" (900 mm)
Units/Pallet	24
Units/Layer	3
Units/Sq ft	.58
Sq ft/Unit	1.71



Height	2 3/8" (60 mm)
Width	7 1/8" (180 mm)
Length	21 1/4" (540 mm)
Units/Pallet	24
Units/Layer	3
Units/Sq ft	.98
Sq ft/Unit	1.02



Height	2 3/8" (60 mm)
Width	7 1/8" (180 mm)
Length	14 1/4" (360 mm)
Units/Pallet	24
Units/Layer	3
Units/Sq ft	1.47
Sq ft/Unit	.68

COLOR OPTIONS



Granite Blend



Meadow

***Special Order Only. 13 Cube Minimum.**

Yorkshire

Tile™

Durable and Versatile

50 mm or 60 mm Thick

From on-grade landscaping projects to roof top terraces, Yorkshire Tile™ complements any landscape or building roof top. An optional pedestal system allows Yorkshire to be elevated for complete sub-surface drainage around pool decks, deck and roof top patios.

- ✓ **Roof Top**
- ✓ **Walkway**
- ✓ **Patio**



PRODUCT INFORMATION

Pallet wt	2,735 lbs
Sq ft per pallet	96 sq ft
Layers per pallet	12
Sq ft per layer	8 sq ft

Roller Compactor Recommended
Yorkshire Tile™ is not intended for use in driveways or other vehicular applications.
TEST DATA AVAILABLE



UNIT DIMENSIONS



Height	2" (50 mm)
Width	24" (610 mm)
Length	24" (610 mm)
Units/Pallet	24
Units/Layer	2
Units/Sq ft	.25
Sq ft/Unit	4



Now Available in 60mm by special order (20 cube minimum)

COLOR OPTIONS



Natural



Granite Blend (Special Order/
20 Cubes)



Charcoal (Special Order/20 cubes)



Portland Plaza (XXL)

Stone

**Large Scale
Elegance**

120 mm Thick

Portland Plaza (formally XXL) large format stones are some of the toughest pavers available in the United States. Designed for heavy traffic areas, such as driveways and village squares. A clean, modern look that's sure to add appeal to any large scale project.

When installed in a permeable application, it is an excellent choice for stormwater management.

- ✓ **Driveway**
- ✓ **Patio**
- ✓ **Commercial Projects**





200 mm x 400 mm

PRODUCT INFORMATION

Pallet wt.	2,950 lbs
Sq ft per pallet	51.6 sq ft
Layers per pallet	5
Sq ft per layer	10.32 sq ft

UNIT DIMENSIONS

			
Height	4 3/4" (120 mm)	Units/Layer	12
Width	7 7/8" (200 mm)	Units/Sq ft	1.16
Length	15 3/4" (400 mm)	Sq ft/Unit	.86
Units/Pallet	60	Unit Wt	48.8 lbs

400 mm x 600 mm

PRODUCT INFORMATION

Pallet wt.	2,950 lbs
Sq ft per pallet	51.6 sq ft
Layers per pallet	5
Sq ft per layer	10.32 sq ft

UNIT DIMENSIONS


			
Height	4 3/4" (120 mm)	Units/Layer	4
Width	15 3/4" (400 mm)	Units/Sq ft	.39
Length	23 5/8" (600 mm)	Sq ft/Unit	2.58
Units/Pallet	20	Unit Wt	145.45 lbs

400 mm x 400 mm

PRODUCT INFORMATION

Pallet wt.	2,950 lbs
Sq ft per pallet	51.6 sq ft
Layers per pallet	5
Sq ft per layer	10.32 sq ft

UNIT DIMENSIONS

			
Height	4 3/4" (120 mm)	Units/Layer	6
Width	15 3/4" (400 mm)	Units/Sq ft	.58
Length	15 3/4" (400 mm)	Sq ft/Unit	1.72
Units/Pallet	30	Unit Wt	96.97 lbs

600 mm x 800 mm

PRODUCT INFORMATION


Pallet wt.	2,950 lbs
Sq ft per pallet	51.7 sq ft
Layers per pallet	5
Sq ft per layer	10.32 sq ft

UNIT DIMENSIONS

			
Height	4 3/4" (120 mm)	Units/Layer	2
Width	23 5/8" (600 mm)	Units/Sq ft	.19
Length	31 1/2" (800 mm)	Sq ft/Unit	5.17
Units/Pallet	10	Unit Wt	290.9 lbs

SPECIAL ORDER ONLY

Several colors and textures are available. Contact us for details.

	Becomes permeable when installed according to ICPI specifications for permeable pavements with open-graded base and sub-base for infiltration and storage.
---	--



Duragreen®

Storm Water Management

Turf Paving System

The open grid design of Duragreen® stones make them the natural choice for projects where erosion control, soil stabilization and the maintenance of green areas is important. Duragreen® can be used for driveways, boat ramps, shoreline stabilization, and service access lanes. Topsoil and grass or aggregate can be placed in the 3" x 3" grid openings.



PRODUCT INFORMATION

Pallet wt	1,861 lbs
Sq ft per pallet	72.8 sq ft
Layers per pallet	7
Sq ft per layer	10.4 sq ft


Note: Duragreen® Stones are not covered by the Genest Lifetime Warranty.



UNIT DIMENSIONS

Height	3 5/8" (90 mm)
Width	15 3/8" (390 mm)
Length	23 3/4" (600 mm)
Units/Pallet	28
Units/Layer	4
Sq ft/Unit	2.56

STACKED BOND



Important:
Install with grooved face up.

COLOR OPTIONS



Becomes permeable when installed according to ICPI specifications for permeable pavements with open-graded base and sub-base for infiltration and storage.

Outdoor Fire Pits

**Rock Face
Cap**

Custom Metal Insert

Nothing brings people together like a campfire! The Genest Outdoor Fire Pits are easy to set up and come in square or round styles to add a finishing touch to your outdoor living space.

Additional accessory items available!





Square Fire Pit

PRODUCT INFORMATION

Pallet wt	1,620 lbs
-----------	-----------

Square fire pit comes assembled as a kit on the pallet, including metal insert.
Must be removed from pallet and installed per local fire codes.

FIRE PIT DIMENSIONS

Outside dimensions	49" x 49" x 15"
--------------------	-----------------

Inside dimensions	24" x 24"
-------------------	-----------

COLOR OPTIONS



Granite Blend Earth Blend

Round Fire Pit

PRODUCT INFORMATION

Pallet wt	3,300 lbs
-----------	-----------

Layers per pallet	6
-------------------	---

Typical Round Fire Pit consists of
48 Genest Fire Pit Blocks and 1 Metal Insert.

UNIT DIMENSIONS

Height	4" (102 mm)	Units/Pallet	144
--------	-------------	--------------	-----

Depth	7" (178 mm)	Units/Layer	24
-------	-------------	-------------	----

Length	11 1/2" (292 mm)	Unit wt	21 lbs
--------	------------------	---------	--------

FIRE PIT DIMENSIONS

Outside diameter	44"
------------------	-----

Inside diameter	30
-----------------	----

COLOR OPTIONS



Granite Blend Earth Blend

Accessory Items



METAL INSERT

For Genest Round and Square Fire Pits.
Included in Fire pit kits or can be purchased separately.



HEAVY GAUGE STEEL COOKING GRATE

For Genest Round and Square Fire Pits.
Sold separately.



ROUND OR SQUARE STAINLESS STEEL SCREEN

Constructed of heavy-duty stainless steel for long lasting beauty, the screens help to contain the fire while adding to the overall look of the fire pit design. *Sold separately.*



New

STEEL LIDS - Keep Weather Out

Sold separately.


Each Outdoor Fire Pit is sold with a heavy gauge metal insert. It is important to read the Genest Outdoor Fire Pit installation instructions before you build or use the fire pit. Please ask your Genest dealer for a copy of the installation instructions. Consult your local fire department for regulations.

Borders & Accents

Just as a picture frame can enhance a work of art, framing a patio, walkway or driveway can create a stunning visual effect for a distinct landscape design. Several types of Genest paving stones arranged in various fashions can be incorporated into borders and accents.

- 1 EASTERN BAY STONE® CHARCOAL**
with Grand Katahdin / Granite Blend
- 2 CAMDEN BAY STONE™ CHARCOAL**
with Baxter / Granite Blend & Earth Blend
- 3 CAMDEN BAY STONE™ CHARCOAL**
with Windham Ridge™ / Granite Blend
& Katahdin® / Granite Blend
- 4 EASTERN BAY STONE® GRANITE BLEND**
with Windham Ridge™ in Granite Blend
- 5 BAXTER STONE® GRANITE BLEND**
with Harborline / Cumberland Blend
- 6 HOLLANDSTONE CUMBERLAND BLEND**
with Tradeport in Granite Blend
- 7 HOLLANDSTONE CHARCOAL**
with Baxter Stone / Earth Blend





Comfort Block™

CB-8 Wall System

Precision Ground Block Easily Assembled with Masonry Adhesive

The Comfort Block™ systems are perfect for projects such as outdoor kitchen construction, landscape walls, and other various projects that normally use standard concrete block for rough construction. Instead of mortar, the precision ground blocks are quickly assembled with glue! Take advantage of the built-in utility channel and easily install electrical boxes after the wall has been constructed.

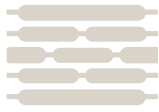
The speed of construction with the Comfort Block™ system is unprecedented. After the Comfort Block™ wall is constructed, finish with thin veneer, stucco, or other similar products.

[Learn More at ComfortBlock.com](http://ComfortBlock.com)



**Outdoor Kitchens & Fireplaces • Veneered Landscape Walls
Sheds • Pool Houses/Cabanas • Flower Boxes, Pillars • More**





COMFORTBLOCK™

PRECISION CONCRETE BLOCK SYSTEM

THE PERFECT UTILITY BLOCK TO QUICKLY FRAME OUTDOOR LIVING FEATURES!

CB-8



8" x 8" x 16" Stretcher

PRODUCT INFORMATION

West pallet wt	1,400 lbs
Unit weight	46 lbs
Units per West pallet	30
Color	Natural

TWO WEST PALLETS PER CUBE



8" x 8" x 8" Half

PRODUCT INFORMATION

West pallet wt	1,520 lbs
Unit weight	25 lbs
Units per West pallet	60
Color	Natural

TWO WEST PALLETS PER CUBE



ACCESSORIES

- Masonry Adhesive Glue
- Glue Gun & Cleaner
- Adjustable Mortar Leveling Tool For Base



Sterling™

Wall System

Versatile

Vertical Wall Option


The Sterling™ wall system is a versatile solution for every landscape. Installation is simple with an easy to locate pin system. Create a battered retaining wall with the pin placement receiving channel. The design of this block can also be split to make a two-sided unit for a freestanding wall system, steps and column units. The straight split texture blends well with the landscape.



Stock Photo/COLOR NOT AVAILABLE



UNIT DIMENSIONS



Height	6" (152 mm)	Units/Layer	9
Depth	12" (305 mm)	Units/Sq ft	1.35
Length	17 3/4" (451 mm)	Sq ft/Unit	.74
Units/Pallet	45	Unit Wt	78 lbs

PRODUCT INFORMATION

Pallet wt	3,565
Sq ft per pallet	33
Layers per pallet	5
Sq ft per layer	6.6


COLOR OPTIONS



Granite Blend



Earth Blend

BATTER	TOTAL WALL HEIGHT	EXPOSED WALL HEIGHT
 10.6 degrees	4.0 feet	3.5 feet
0 degrees (Vertical)	3 feet	2.5 feet
5.4 degrees (Alternating center & back channels)	3.5 feet	3 feet

* Important: Maximum height is 3 feet for any vertical wall (including base block)


Highland

Stone® Retaining Wall

Natural Stone Texture

Varied Contours

Create a natural stone appearance with Highland Stone® Retaining Wall. The 3" and 6" system combines earth tones, rich textures, varied contours and all the advantages of the structurally sound rear lip locating system, making it reliable and easy to install. The 3" and the 6" blocks can be installed separately or combined to create a stunning natural-looking wall.



3"

PRODUCT INFORMATION

**Special
Order**

Pallet wt	3,565 lbs
Sq ft per pallet	30 sq ft
Layers per pallet	10
Sq ft per layer	3 sq ft
Sets per pallet	40
6" / 12" / 18" Set	
All three sizes are together on one pallet.	

UNIT DIMENSIONS



Height	3" (76 mm)	Units/Layer	4
Depth	12" (305 mm)	Units/Sq ft	8
Length	6" (152 mm)	Sq ft/Unit	.125
Units/Pallet	40	Unit Wt	16 lbs



Height	3" (76 mm)	Units/Layer	4
Depth	12" (305 mm)	Units/Sq ft	4
Length	12" (305 mm)	Sq ft/Unit	.25
Units/Pallet	40	Unit Wt	30 lbs



Height	3" (76 mm)	Units/Layer	4
Depth	12" (305 mm)	Units/Sq ft	2.70
Length	18" (457 mm)	Sq ft/Unit	.37
Units/Pallet	40	Unit Wt	42 lbs

6"

Pallet wt	3,045 lbs
Sq ft per pallet	30 sq ft
Layers per pallet	5
Sq ft per layer	6 sq ft
Sets per pallet	20
6" / 12" / 18" Set	
All three sizes are together on one pallet.	



Height	6" (152 mm)	Units/Layer	4
Depth	12" (305 mm)	Units/Sq ft	4
Length	6" (152 mm)	Sq ft/Unit	.25
Units/Pallet	20	Unit Wt	27 lbs



Height	6" (152 mm)	Units/Layer	4
Depth	12" (305 mm)	Units/Sq ft	2
Length	12" (305 mm)	Sq ft/Unit	.50
Units/Pallet	20	Unit Wt	48 lbs



Height	6" (152 mm)	Units/Layer	4
Depth	12" (305 mm)	Units/Sq ft	1.33
Length	18" (457 mm)	Sq ft/Unit	.75
Units/Pallet	20	Unit Wt	75 lbs

COLOR OPTIONS



Earth Blend



Granite Blend



Summer Blend

Highland

Stone® Freestanding Wall

**Transforms Space
with Natural Beauty**

Versatile

From courtyards to patios, the multi-piece Highland Stone® Freestanding Wall system is the perfect choice to create a beautiful and natural looking wall. Use it to accent patio designs to turn your outdoor living space into an inviting garden courtyard. 3" and 6" units can be used alone or in combination to create a one-of-a-kind space.



3"

PRODUCT INFORMATION

Special Order

Pallet wt.	3,345 lbs
Sq ft per pallet	27.2 sq ft
Layers per pallet	8
Sq ft per layer	3.4 sq ft

6" / 12" / 18" Set

All three sizes are together on one pallet.

UNIT DIMENSIONS



Height	3" (76 mm)	Units/Layer	5
Depth	9" (229 mm)	Units/Sq ft	10
Length	6" (152 mm)	Sq ft/Unit	.10
Units/Pallet	40	Unit Wt	13 lbs



Height	3" (76 mm)	Units/Layer	5
Depth	9" (229 mm)	Units/Sq ft	4.34
Length	12" (305 mm)	Sq ft/Unit	.23
Units/Pallet	40	Unit Wt	27 lbs



Height	3" (76 mm)	Units/Layer	5
Depth	9" (229 mm)	Units/Sq ft	2.85
Length	18" (457 mm)	Sq ft/Unit	.35
Units/Pallet	40	Unit Wt	43 lbs

6"

Pallet wt.	3,395 lbs
Sq ft per pallet	27.6 sq ft
Layers per pallet	4
Sq ft per layer	6.9 sq ft

6" / 12" / 18" Set

All three sizes are together on one pallet.



Height	6" (152 mm)	Units/Layer	5
Depth	9" (229 mm)	Units/Sq ft	4.76
Length	6" (152 mm)	Sq ft/Unit	.21
Units/Pallet	20	Unit Wt	26 lbs



Height	6" (152 mm)	Units/Layer	5
Depth	9" (229 mm)	Units/Sq ft	2.17
Length	12" (305 mm)	Sq ft/Unit	.46
Units/Pallet	20	Unit Wt	54 lbs



Height	6" (152 mm)	Units/Layer	5
Depth	9" (229 mm)	Units/Sq ft	1.4
Length	18" (457 mm)	Sq ft/Unit	.71
Units/Pallet	20	Unit Wt	85 lbs

COLOR OPTIONS



Earth Blend



Granite Blend



Summer Blend

Highland

Stone® Column Block

Increased Wall Stability

Polished Elegance

When used with the Highland Stone® Freestanding Wall, a column increases wall stability. Placing fixtures on columns is also a great way to incorporate lighting. Columns can be located in the middle or at the end of a wall.

There are numerous ways to cap a column. You can use single piece pre-cast units or a natural stone, like Granite.



Highland Stone® Column
6" Block

PRODUCT INFORMATION

Pallet wt	2,385 lbs
Sq ft per pallet	22.5 sq ft
Layers per pallet	3
Sq ft per layer	7.5 sq ft

UNIT DIMENSIONS



Height	6" (152 mm)	Units/Layer	10
Depth	9" (229 mm)	Units/Sq ft	1.33
Length	18" (457 mm)	Sq ft/Unit	.75
Units/Pallet	30	Unit Wt	78 lbs

COLOR OPTIONS



Granite Blend



Summer Blend



Earth Blend

Diamond® & Diamond Stone Cut®

**Time-Tested Superior
Performance**

Natural Beauty

Diamond® and Diamond Stone Cut® retaining walls can give your landscape a new, improved look using the trusted quality of the Anchor® retaining wall system technology. Diamond® is the leading choice for builders and landscape contractors.



Diamond Stone Cut®



Diamond® Straight Face

Diamond®

PRODUCT INFORMATION

Pallet wt	3,150 lbs
Sq ft per pallet	30 sq ft
Layers per pallet	5
Sq ft per layer	6.5 sq ft

UNIT DIMENSIONS

			
Straight Face			
Height	6" (152 mm)	Units/Layer	9
Depth	12" (305 mm)	Units/Sq ft	1.41
Length	17" (431 mm)	Sq ft/Unit	.70
Units/Pallet	45	Unit Wt	69 lbs

COLOR OPTIONS

	
Gray	
	
Granite Blend	Earth Blend
(Straight Face Only)	(Straight Face Only)

Diamond Stone Cut®

PRODUCT INFORMATION

Pallet wt	3,105 lbs
Sq ft per pallet	30 sq ft
Layers per pallet	5
Sq ft per layer	6 sq ft

UNIT DIMENSIONS

			
Height	6" (152 mm)	Units/Layer	9
Depth	12" (305 mm)	Units/Sq ft	1.50
Length	16" (406 mm)	Sq ft/Unit	.66
Units/Pallet	45	Unit Wt	68 lbs

COLOR OPTIONS

	
Granite Blend*	Earth Blend*

Diamond Pro[®]

Large Scale Landscape Projects

Natural Stone Texture


The proven strength of the Diamond Pro[®] retaining wall system technology along with the choice of the traditional straight face texture or the natural stone appearance of Diamond Pro Stone Cut[®], make this product the perfect choice for larger scale landscaping projects.



PRODUCT INFORMATION

Pallet wt	3,600 lbs
Sq ft per pallet	45 sq ft
Layers per pallet	5
Sq ft per layer	9 sq ft

UNIT DIMENSIONS

			
Straight Face			
Height	8" (203 mm)	Units/Layer	9
Depth	12" (305 mm)	Units/Sq ft	1
Length	18" (457 mm)	Sq ft/Unit	1
Units/Pallet	45	Unit Wt	79 lbs

COLOR OPTIONS

	
Gray	Granite Blend
	
Summer Blend	

Genest Garden Wall

Stone®

**Decorative
Landscape Projects**

Elegant Detail

Genest Garden Wall Stone® is a natural-looking, lightweight choice for decorative projects. It is perfect for DIY projects, building retaining walls, garden planters, and tree rings up to two feet tall.



PRODUCT INFORMATION

Pallet wt	3,220 lbs
Sq ft per pallet	46 sq ft
Layers per pallet	6
Sq ft per layer	7.7 sq ft

COLOR OPTIONS



Granite Blend



Earth Blend

UNIT DIMENSIONS



Height	4" (102 mm)	Units/Layer	24
Depth	7" (178 mm)	Units/Sq ft	3.12
Length	11 1/2" (292 mm)	Sq ft/Unit	.32
Units/Pallet	144	Unit Wt	22 lbs


Retaining Wall Accessory Products

**Completes Your
Landscape Design**

Functional Additions

Complete your retaining walls with caps, steps, and corners. Each crafted with the same rich textured appearance as our retaining wall and freestanding wall products.

Torpedo base block is a handy addition for quick and easy base installation.



Torpedo® Base Block



Cap Block

PRODUCT INFORMATION

Pallet wt	3,565 lbs
Sq ft per pallet	27 sq ft
Layers per pallet	10
Sq ft per layer	2.7 sq ft
Linear coverage per unit	1.35 linear ft



UNIT DIMENSIONS

Height	3" (76 mm)	Units/Layer	8
Depth	12" (305 mm)	Units/Sq ft	2.9
Length	17" - 15 1/2" (432-394 mm)	Sq ft/Unit	.34
		Unit Wt	44 lbs
Units/Pallet	80		

Corner Block 6"

PRODUCT INFORMATION

Pallet wt	2,380 lbs
Sq ft per pallet	22.5 sq ft
Layers per pallet	3
Sq ft per layer	7.5 sq ft



UNIT DIMENSIONS

Height	6" (152 mm)	Units/Layer	10
Depth	9" (229 mm)	Units/Sq ft	1.33
Length	18" (457 mm)	Sq ft/Unit	.75
Units/Pallet	30	Unit Wt	78 lbs

Step Block

PRODUCT INFORMATION

Pallet wt	4,550 lbs
Sq ft per pallet	33 sq ft
Layers per pallet	5
Sq ft per layer	6.6 sq ft



UNIT DIMENSIONS

Height	6" (152 mm)	Units/Layer	10
Depth	12" (305 mm)	Units/Sq ft	1.51
Length	16" (406 mm)	Sq ft/Unit	.66
Units/Pallet	50	Unit Wt	90 lbs

Pro Corner Block 8"

PRODUCT INFORMATION

Pallet wt	3,200 lbs
Sq ft per pallet	30 sq ft
Layers per pallet	3
Sq ft per layer	10 sq ft



UNIT DIMENSIONS

Height	8" (203 mm)	Units/Layer	10
Depth	9" (229 mm)	Units/Sq ft	1
Length	18" (457 mm)	Sq ft/Unit	1
Units/Pallet	30	Unit Wt	105 lbs

ONLY AVAILABLE IN: *Granite Blend, and Earth Blend*

Color Options



Gray



Granite Blend



Summer Blend



Earth Blend

Color options for all Retaining Wall Accessory Blocks, except for the Torpedo® Base Block.

Torpedo® Base Block

PRODUCT INFORMATION

Pallet wt	3,190 lbs
Linear ft per pallet	83 lin ft
Layers per pallet	8
Linear coverage per unit	1.31 lin ft



Color: Natural

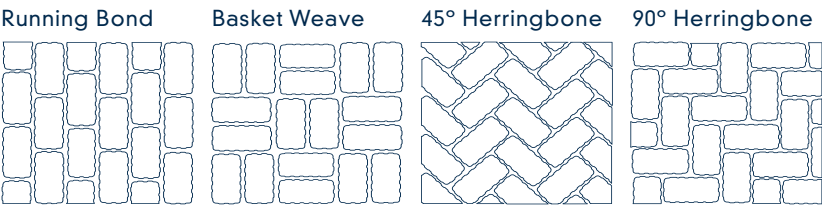
UNIT DIMENSIONS

Height	4" (102 mm)	Units/Layer	8
Depth	11" (280 mm)	Units/Lin ft	1.31
Length	15 3/4" (400 mm)	Unit Wt	49 lbs
Units/Pallet	64		

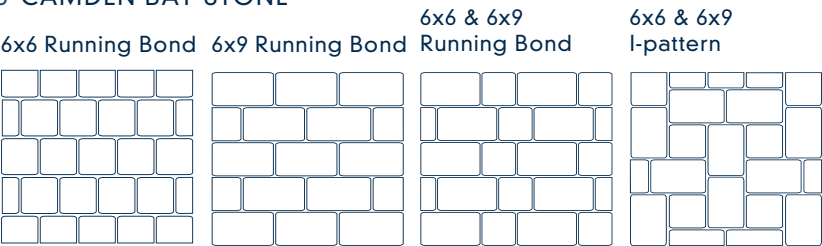
Paving Stones Laying Style Ideas

NOTE: Our multi-piece pavers are intended to be installed randomly.

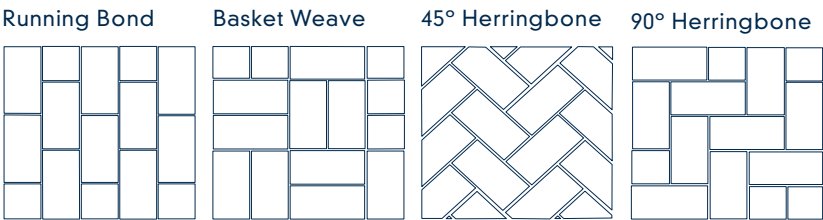
15 EASTERN BAY STONE™



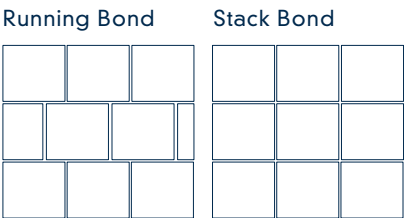
25 CAMDEN BAY STONE



27 HARBORLINE BRICK® 29 HOLLANDSTONE 31 STORMWATER BRICK®



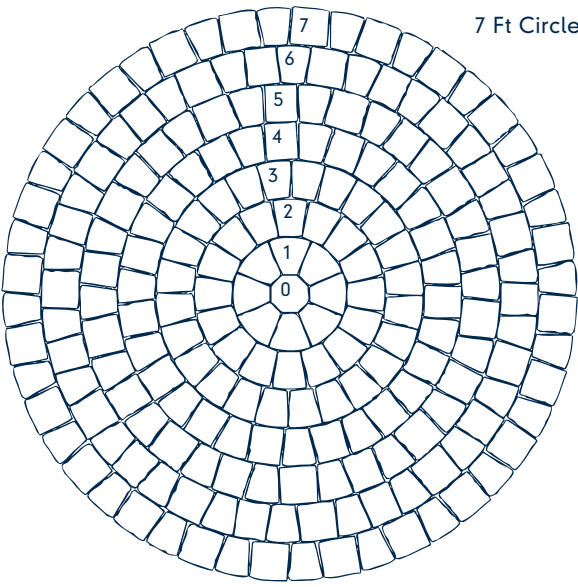
39 JORDAN BAY FLAGGING 41 LEXINGTON & 47 YORKSHIRE TILE



Note: Pick from multiple pallets to ensure proper blending when installing pavers.



11 KATAHDIN STONE® CIRCLE
 21 BAXTER STONE® CIRCLE

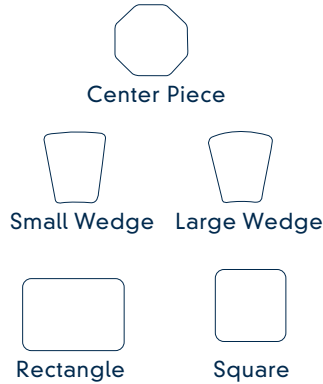


7 Ft Circle Layout

STARTING FROM THE CENTER:

7' CIRCLE

- Center: 1 center piece
- Ring 1: 8 large wedges
- Ring 2: 16 small wedges
- Ring 3: 24 small wedges
- Ring 4: 15 small wedges & 15 rectangles
- Ring 5: 18 small wedges, 9 rectangles & 9 squares
- Ring 6: 21 small wedges, 11 rectangles & 12 squares
- Ring 7: 24 small wedges, 24 squares & 1 rectangle



9' 10" CIRCLE

- Ring 8: 29 small wedges, 15 squares & 14 rectangles
- Ring 9: 32 small wedges, 17 squares & 16 rectangles
- Ring 10: 35 small wedges, 25 squares & 11 rectangles



- One pallet will produce two 7' circles or one 9' 10" circle. Four layers per 7' circle
- No cutting is needed with the above directions, but you must allow some spacing between paving stones.
- Spare paving stones are included in each pallet

Genest Paving Stone & Walls

Transferable Lifetime Warranty

Genest is pleased to offer a transferable lifetime warranty on the structural integrity of our paving stones and landscape retaining walls for residential use.

This warranty protects against structural failure of our paving stones and retaining walls under normal conditions, including exposure to de-icing salts. We certify that our paving stones conform to the most current specification standards by the Interlocking Concrete Pavement Institute (ICPI) and ASTM Standard Specifications for Concrete Unit Pavers. We certify that our landscape retaining walls conform to the most current specification standards by the National Concrete Masonry Association (NCMA) and the ASTM Standard Specifications for Segmental Retaining Walls.

If our pavers or retaining walls prove to be structurally defective, we will replace the product. Replacement labor is not included and no guarantee of color matching can be made.

This warranty goes into effect on the date of purchase, and is transferable with property ownership. Proof of purchase required and certain limitations and exclusions apply.

Review and download the complete warranty with its limitations and exclusions. Please visit www.genestconcrete.com or call our sales department at 1-800-649-4773 or ask a sales representative to see a copy.

*Efflorescence is a naturally occurring characteristic of concrete and not covered by the lifetime warranty.

Genest manufactures retaining walls under license from Anchor Wall Systems, Inc.



Structural Integrity

Durable

Salt Resistance

Limited Lifetime Warranty



G

GENEST

PAVING STONES & WALLS



Manufactured at: 36 Wilson Street, Sanford, ME 04073
GenestConcrete.com