



Made in Maine

Family-Owned Since 1927

Genest Lifetime Warranty



36 Wilson Street • Sanford, Maine  
544 Elm Street • Biddeford, Maine  
45 Enterprise Drive • Windham, Maine

Manufactured at:  
36 Wilson Street  
Sanford, ME 04073



[GENESTCONCRETE.COM](http://GENESTCONCRETE.COM)

[YouTube](#) [Instagram](#) [Facebook](#) @GENESTCONCRETE

**GENEST**

**DEALER  
CATALOG**

**20**

**24**



# A Smaller Footprint

## G-Mix® Low Carbon Concrete

Genest is proud to be the first in the industry to develop a low-carbon formula for paving and wall stone. G-mix® uses at least 5% recycled content and half of the cement traditionally used to produce concrete blocks and paving stones while exceeding ASTM specification requirements.

G-mix was developed using proven methods of CO<sub>2</sub> reduction with quantifiable, verifiable results. The cradle-to-gate environmental impact of G-mix® has been third-party tested and ASTM-verified, and the Global Warming Potential (GWP) of our products is among the lowest in the industry.

The processing of cement, the primary binding agent in concrete, accounts for 75% of total carbon emissions by traditionally manufactured concrete. We offset the use of cement with slag, a byproduct from the steel industry, to reduce our carbon footprint. The materials we use to supplement cement have the added benefit of increasing strength and efficiency, improving color, and decreasing efflorescence. The use of slag in our concrete formula results in greater cement reduction than typical CO<sub>2</sub> curing methods without compromising strength and durability.

To further reduce our environmental impact, we have the ability to replace over 50% of the aggregate in our concrete masonry units (CMUs), including our Comfort Block systems, with foamed recycled glass. This reduces waste and the extraction of raw materials while improving thermal efficiency and producing a lighter weight CMU that still exceeds strength requirements, reducing carbon emissions associated with transport.

Our full product line is manufactured using G-mix® so you can be confident in selecting a low-carbon option for your project.

# G-MIX®

## LOW CARBON CONCRETE

Cover: WINDHAM RIDGE™ (25) in Granite Blend

- ✓ **50% Less Cement**
- ✓ **Up to 55% Recycled Materials**
- ✓ **Exceeds Strength Requirements**
- ✓ **Third-Party Tested**
- ✓ **Locally Sourced Aggregate**
- ✓ **Low Carbon Footprint**

### Available for All Mixes:

G-mix® 5% recycled content

### Additional Formulas Available for Comfort Block:

G-mix®25 25% recycled content

G-mix®45 45% recycled content

G-mix®55 55% recycled content

Genest is committed to practicing sustainable manufacturing. We have made it our mission to reduce the environmental impact of concrete construction through innovative engineering, the use of reclaimed and recycled materials as well as locally sourced aggregate, and monitoring of fossil fuels used during the manufacturing process. Our products are subject to ongoing, continual improvement as we continually challenge our materials and processes, pushing the boundaries of what it means to make concrete blocks and paving stones.

Available with up to 50% foamed recycled glass aggregate



# Introducing Summer Blend & Autumn Blend

We are expanding and enriching our brown and tan color palette in our 2024 collection with the introduction of Summer Blend and Autumn Blend, inspired by the natural hues of the seasons. Meticulously crafted to replace our popular Meadow Blend for greater design flexibility, Summer and Autumn round out our color options with a broader range of earth tones to complement any home and blend seamlessly with their surroundings. Both color blends were designed to imitate the variegated appearance of natural stone and pair beautifully with all Genest walls, fire pits, and paving stones.



SEBAGO STONE IN SUMMER BLEND

## Summer Blend

A versatile tan and natural color blend that is similar to the now retired Meadow Blend, Summer Blend offers a sleek and modern look while blending smoothly with the surrounding landscape.

## Autumn Blend

A rich blend of mahogany brown with a subtle purplish tint, Autumn Blend has a sophisticated and distinctive appearance that adds a touch of elegance to any outdoor space.



KATAHDIN STONE IN AUTUMN BLEND

# Table of Contents

## Paving Stones

|                                |    |
|--------------------------------|----|
| <b>Katahdin Stone®</b>         | 9  |
| <b>Grand Katahdin Stone™</b>   | 13 |
| <b>Eastern Bay Stone™</b>      | 17 |
| <b>Sebago Stone</b>            | 21 |
| <b>Windham Ridge Flagging™</b> | 25 |
| <b>Blackwater River Stone™</b> | 29 |



## Outdoor Living

|                          |    |
|--------------------------|----|
| Outdoor <b>Fire Pits</b> | 35 |
|--------------------------|----|




## Landscape Wall Systems

|  |    |
|--|----|
| <b>Highland Stone® Retaining Wall</b>    | 37 |
| <b>Diamond® Retaining Wall</b>           | 41 |
| <b>Diamond Pro® Retaining Wall</b>       | 44 |
| Genest <b>Garden Wall Stone®</b>         | 45 |
| <b>NEW Single-Split Corner Blocks</b>    | 47 |
| <b>Retaining Wall Accessory Products</b> | 49 |

## Laying Styles & Warranty

|   |    |
|---|----|
| <b>Paving Stones Laying Styles</b>          | 51 |
| <b>Transferable Lifetime Warranty</b>       | 52 |
| <b>Engineering of a Genest Paving Stone</b> | 53 |



Colors in photos may vary from actual product. Please ask your dealer or Genest representative for an actual sample.



# Katahdin Stone®

**Natural Stone Texture**

**Cobblestone Appearance**

Katahdin Stone® is a versatile 3-piece system with a natural stone texture molded from real Maine stone. Irregular edges and a dimpled texture evoke the timeless charm of colonial cobblestone. Use it in combination with Grand Katahdin Stone™ for additional laying styles.

- Driveway**
- Walkway**
- Patio**



## PRODUCT INFORMATION

|                   |              |
|-------------------|--------------|
| Pallet wt         | 3,239 lbs    |
| Sq ft per pallet  | 117.81 sq ft |
| Layers per pallet | 11           |
| Sq ft per layer   | 10.71 sq ft  |


3-Piece System  
All three sizes are together on one pallet.



## UNIT DIMENSIONS



|              |                 |
|--------------|-----------------|
| Height       | 2 3/8" (60 mm)  |
| Width        | 4 3/4" (120 mm) |
| Length       | 4 3/4" (120 mm) |
| Units/Pallet | 231             |
| Units/Layer  | 21              |
| Units/Sq ft  | 6.4             |
| Sq ft/Unit   | .15             |



|              |                 |
|--------------|-----------------|
| Height       | 2 3/8" (60 mm)  |
| Width        | 4 3/4" (120 mm) |
| Length       | 7 1/8" (180 mm) |
| Units/Pallet | 154             |
| Units/Layer  | 14              |
| Units/Sq ft  | 4.3             |
| Sq ft/Unit   | .23             |



|              |                 |
|--------------|-----------------|
| Height       | 2 3/8" (60 mm)  |
| Width        | 4 3/4" (120 mm) |
| Length       | 9 1/2" (240 mm) |
| Units/Pallet | 154             |
| Units/Layer  | 14              |
| Units/Sq ft  | 3.2             |
| Sq ft/Unit   | .31             |

## COLOR OPTIONS



Granite Blend



Summer Blend



Autumn Blend



# Grand Katahdin Stone™



# Grand Katahdin Stone™

**Natural Stone Texture**

**Cobblestone Appearance**

Molded from real Maine stone, Grand Katahdin Stone™ offers a larger cobblestone look with the same dimpled texture and irregular edges as Katahdin Stone®. Grand Katahdin can be used in combination with Katahdin Stone® to create additional laying style options for walkways and patios.

- Walkway
- Patio



## PRODUCT INFORMATION

|                   |            |
|-------------------|------------|
| Pallet wt         | 3,422 lbs  |
| Sq ft per pallet  | 124 sq ft  |
| Layers per pallet | 10         |
| Sq ft per layer   | 12.4 sq ft |

3-Piece System  
All three sizes are together on one pallet.

**Grand Katahdin Stone™ is not intended for vehicular traffic.**

## UNIT DIMENSIONS



|              |                 |
|--------------|-----------------|
| Height       | 2 3/8" (60 mm)  |
| Width        | 9 1/2" (240 mm) |
| Length       | 4 3/4" (120 mm) |
| Units/Pallet | 60              |
| Units/Layer  | 6               |
| Units/Sq ft  | 3.2             |
| Sq ft/Unit   | .31             |



|              |                 |
|--------------|-----------------|
| Height       | 2 3/8" (60 mm)  |
| Width        | 9 1/2" (240 mm) |
| Length       | 9 1/2" (240 mm) |
| Units/Pallet | 80              |
| Units/Layer  | 8               |
| Units/Sq ft  | 1.6             |
| Sq ft/Unit   | .62             |



|              |                  |
|--------------|------------------|
| Height       | 2 3/8" (60 mm)   |
| Width        | 9 1/2" (240 mm)  |
| Length       | 14 1/4" (360 mm) |
| Units/Pallet | 60               |
| Units/Layer  | 6                |
| Units/Sq ft  | 1.06             |
| Sq ft/Unit   | .94              |

## COLOR OPTIONS



Granite Blend




Summer Blend



Autumn Blend









# Eastern Bay Stone™


**Storm Water Management**

**Perfect for Borders**

Eastern Bay Stone™ is a versatile single-sized paving stone designed for conventional paver installations as well as permeable paving systems for storm water management.

Eastern Bay Stone™ has a natural stone texture for a classic look and is beautiful installed alone or as a border.

- Driveway**
- Walkway**
- Patio**
- Borders**



**Paving Stones**  
Eastern Bay Stone™



## PRODUCT INFORMATION

|                   |            |
|-------------------|------------|
| Pallet wt         | 3,273 lbs  |
| Sq ft per pallet  | 128 sq ft  |
| Layers per pallet | 10         |
| Sq ft per layer   | 12.8 sq ft |

## UNIT DIMENSIONS



|              |                 |
|--------------|-----------------|
| Height       | 2 3/8" (60 mm)  |
| Width        | 4 3/4" (120 mm) |
| Length       | 9 1/2" (240 mm) |
| Units/Pallet | 400             |
| Units/Layer  | 40              |
| Units/Sq ft  | 3.2             |
| Sq ft/Unit   | .31             |



Becomes permeable when installed according to ICPI specifications for permeable pavements with open-graded base and sub-base for infiltration and storage.

## COLOR OPTIONS



Charcoal



Summer Blend\*



Granite Blend\*

\*Call for Availability

# Sebago Stone





# Sebago Stone

**Versatile Sizing with Stone Texture**

**Perfect for Driveways**

Sebago Stone™ features Genest's signature riven-faced texture resembling natural stone. This versatile 3-piece system is the perfect size for a driveway, patio, or walkway in a permeable or traditional installation.

- Driveway**
- Walkway**
- Patio**



**Paving Stones**  
Sebago Stone

## PRODUCT INFORMATION

|                   |              |
|-------------------|--------------|
| Pallet wt         | 3,178 lbs    |
| Sq ft per pallet  | 113.74 sq ft |
| Layers per pallet | 11           |
| Sq ft per layer   | 10.34 sq ft  |

3-Piece System  
All three sizes are together on one pallet.



## UNIT DIMENSIONS



|              |                   |
|--------------|-------------------|
| Height       | 2 3/8" (60 mm)    |
| Width        | 7 7/8" (200 mm)   |
| Length       | 3 15/16" (100 mm) |
| Units/Pallet | 121               |
| Units/Layer  | 11                |
| Units/Sq ft  | 4.6               |
| Sq ft/Unit   | .22               |



|              |                 |
|--------------|-----------------|
| Height       | 2 3/8" (60 mm)  |
| Width        | 7 7/8" (200 mm) |
| Length       | 7 7/8" (200 mm) |
| Units/Pallet | 88              |
| Units/Layer  | 8               |
| Units/Sq ft  | 2.3             |
| Sq ft/Unit   | .43             |



|              |                   |
|--------------|-------------------|
| Height       | 2 3/8" (60 mm)    |
| Width        | 7 7/8" (200 mm)   |
| Length       | 11 3/16" (300 mm) |
| Units/Pallet | 77                |
| Units/Layer  | 7                 |
| Units/Sq ft  | 1.5               |
| Sq ft/Unit   | .65               |

PLEASE NOTE: the packaging for this product has been modified, effective mid-season 2024. The number of units/layer and units/pallet will be changing to the above quantities. Until that change occurs, you may receive product with the previously published pallet configuration.

## COLOR OPTIONS



Granite Blend



Summer Blend



Becomes permeable when installed according to ICPI specifications for permeable pavements with open-graded base and sub-base for infiltration and storage.



# Windham Ridge Flagging™



# Windham Ridge Flagging™

**Simulates Natural Stone**

**Clean, Modern Look**

Windham Ridge Flagging™ has a riven-faced texture to simulate natural stone without the inconsistent thickness. The large-scale pieces offer a clean, modern look for a patio, walkway, or poolscape.

- Walkway
- Patio



## PRODUCT INFORMATION

|                   |              |
|-------------------|--------------|
| Pallet wt         | 3,230 lbs    |
| Sq ft per pallet  | 114.73 sq ft |
| Layers per pallet | 11           |
| Sq ft per layer   | 10.43 sq ft  |

3-Piece System  
All three sizes are together on one pallet.

**Roller Compactor Recommended**

**Windham Ridge Flagging™ is not intended for use in driveways or other vehicular applications.**



## UNIT DIMENSIONS



|              |                   |
|--------------|-------------------|
| Height       | 2 3/8" (60 mm)    |
| Width        | 14 3/16" (360 mm) |
| Length       | 7 1/16" (180 mm)  |
| Units/Pallet | 33                |
| Units/Layer  | 3                 |
| Units/Sq ft  | 1.44              |
| Sq ft/Unit   | .69               |



|              |                   |
|--------------|-------------------|
| Height       | 2 3/8" (60 mm)    |
| Width        | 14 3/16" (360 mm) |
| Length       | 14 3/16" (360 mm) |
| Units/Pallet | 33                |
| Units/Layer  | 3                 |
| Units/Sq ft  | .71               |
| Sq ft/Unit   | 1.40              |



|              |                   |
|--------------|-------------------|
| Height       | 2 3/8" (60 mm)    |
| Width        | 14 3/16" (360 mm) |
| Length       | 21 1/4" (540 mm)  |
| Units/Pallet | 22                |
| Units/Layer  | 2                 |
| Units/Sq ft  | .48               |
| Sq ft/Unit   | 2.09              |

## COLOR OPTIONS



Granite Blend



Summer Blend



Autumn Blend



# Blackwater River Stone™





# Blackwater River Stone™

**Simulates Natural Stone**

**Clean, Modern Look**

Blackwater River Stone™ is a single-sized stone with the same riven-faced texture as our popular Windham Ridge Flagging™. It is an excellent choice for borders and accents and can also be used alone in walkways and patios in either a running bond or herringbone laying style.

- Walkway**
- Patio**
- Border**



**Paving Stones**  
Blackwater River Stone™



## PRODUCT INFORMATION

|                   |              |
|-------------------|--------------|
| Pallet wt         | 3,280 lbs    |
| Sq ft per pallet  | 115.17 sq ft |
| Layers per pallet | 11           |
| Sq ft per layer   | 10.47 sq ft  |

**Roller Compactor Recommended**

**Blackwater River Stone™ is not intended for use in driveways or other vehicular applications.**

## UNIT DIMENSIONS



|              |                   |
|--------------|-------------------|
| Height       | 2 3/8" (60 mm)    |
| Width        | 14 3/16" (360 mm) |
| Length       | 7 1/16" (180 mm)  |
| Units/Pallet | 165               |
| Units/Layer  | 15                |
| Units/Sq ft  | 1.44              |
| Sq ft/Unit   | .69               |

## COLOR OPTIONS



Charcoal



Summer Blend\*



Granite Blend\*



Becomes permeable when installed according to ICPI specifications for permeable pavements with open-graded base and sub-base for infiltration and storage.

\*Call for Availability





# Outdoor Fire Pits

**Natural Stone Texture**

**Custom Metal Insert**

Nothing brings people together like a campfire! The Genest Outdoor Fire Pits are easy to set up and come in square or round styles to add a finishing touch to your outdoor living space.

Additional accessory items available!



## Square Fire Pit

### PRODUCT INFORMATION


|           |           |
|-----------|-----------|
| Pallet wt | 1,620 lbs |
|-----------|-----------|

Square fire pit comes assembled as a kit on the pallet, including metal insert.  
*Must be removed from pallet and installed per local fire codes.*

### FIRE PIT DIMENSIONS

|                    |                 |
|--------------------|-----------------|
| Outside dimensions | 49" x 49" x 15" |
| Inside dimensions  | 24" x 24"       |

### COLOR OPTIONS



## Accessory Items



### METAL INSERT

For Genest Round and Square Fire Pits.  
*Included in fire pit kits or can be purchased separately.*



### PREMIUM STAINLESS STEEL COOKING GRATE

For Genest Round and Square Fire Pits.  
*Sold separately.*



### STEEL LIDS

Keep Weather Out.  
*Sold separately.*



### HEAVY GAUGE STEEL COOKING GRATE

For Genest Round and Square Fire Pits.  
*Sold separately.*

## Round Fire Pit



### PRODUCT INFORMATION

|           |           |
|-----------|-----------|
| Pallet wt | 3,300 lbs |
|-----------|-----------|

|                   |   |
|-------------------|---|
| Layers per pallet | 6 |
|-------------------|---|

Typical round fire pit consists of 48 Genest fire pit blocks and 1 metal insert.

### UNIT DIMENSIONS

|        |                  |              |        |
|--------|------------------|--------------|--------|
| Height | 4" (102 mm)      | Units/Pallet | 144    |
| Depth  | 7" (178 mm)      | Units/Layer  | 24     |
| Length | 11 1/2" (292 mm) | Unit wt      | 21 lbs |


### FIRE PIT DIMENSIONS

|                  |     |
|------------------|-----|
| Outside diameter | 44" |
| Inside diameter  | 30" |

### COLOR OPTIONS



Granite Blend Earth Blend



### STAINLESS STEEL SCREEN

Constructed of heavy-duty stainless steel for long lasting beauty, the screens help to contain the fire while adding to the overall look of the fire pit design.  
*Sold separately.*

Each Outdoor Fire Pit is sold with a heavy gauge metal insert. It is important to read the Genest Outdoor Fire Pit installation instructions before you build or use the fire pit. Please ask your Genest dealer for a copy of the installation instructions. Consult your local fire department for regulations.

# Highland Stone<sup>®</sup> Retaining Wall



# Highland Stone® Retaining Wall



**Natural Stone Texture**

**Varied Contours**

Create a natural stone appearance with a Highland Stone® Retaining Wall. This 6" wall system combines earth tones, rich textures, varied contours, and all the advantages of the structurally sound rear lip locating system, making it reliable and easy to install.



## PRODUCT INFORMATION

|   |           |
|---|-----------|
| Pallet wt                                   | 3,045 lbs |
| Sq ft per pallet                            | 30 sq ft  |
| Layers per pallet                           | 5         |
| Sq ft per layer                             | 6 sq ft   |
| Sets per pallet                             | 20        |
| 6" / 12" / 18" Set                          |           |
| All three sizes are together on one pallet. |           |



|              |              |             |        |
|--------------|--------------|-------------|--------|
| Height       | 6" (152 mm)  | Units/Layer | 4      |
| Depth        | 12" (305 mm) | Units/Sq ft | 4      |
| Length       | 6" (152 mm)  | Sq ft/Unit  | .25    |
| Units/Pallet | 20           | Unit Wt     | 27 lbs |



|              |              |             |        |
|--------------|--------------|-------------|--------|
| Height       | 6" (152 mm)  | Units/Layer | 4      |
| Depth        | 12" (305 mm) | Units/Sq ft | 2      |
| Length       | 12" (305 mm) | Sq ft/Unit  | .50    |
| Units/Pallet | 20           | Unit Wt     | 48 lbs |



|              |              |             |        |
|--------------|--------------|-------------|--------|
| Height       | 6" (152 mm)  | Units/Layer | 4      |
| Depth        | 12" (305 mm) | Units/Sq ft | 1.33   |
| Length       | 18" (457 mm) | Sq ft/Unit  | .75    |
| Units/Pallet | 20           | Unit Wt     | 75 lbs |

## COLOR OPTIONS




Earth Blend



Granite Blend

# Diamond<sup>®</sup> Retaining Wall



# Diamond<sup>®</sup> Retaining Wall



**Time-Tested Superior Performance**

**Natural Beauty**

Diamond<sup>®</sup> retaining walls can give your landscape a new, improved look using the trusted quality of the Anchor<sup>®</sup> retaining wall system technology. Diamond<sup>®</sup> is the leading choice for builders and landscape contractors.



## PRODUCT INFORMATION

|                   |           |
|-------------------|-----------|
| Pallet wt         | 3,150 lbs |
| Sq ft per pallet  | 30 sq ft  |
| Layers per pallet | 5         |
| Sq ft per layer   | 6.5 sq ft |

## UNIT DIMENSIONS



| Straight Face |              |             |        |
|---------------|--------------|-------------|--------|
| Height        | 6" (152 mm)  | Units/Layer | 9      |
| Depth         | 12" (305 mm) | Units/Sq ft | 1.41   |
| Length        | 17" (431 mm) | Sq ft/Unit  | .70    |
| Units/Pallet  | 45           | Unit Wt     | 69 lbs |

## COLOR OPTIONS



Gray



Granite Blend



Earth Blend

# Diamond Pro<sup>®</sup> Retaining Wall



# Genest Garden Wall Stone<sup>®</sup>

Retaining Wall Systems  
Diamond Pro<sup>®</sup> & Genest Garden Wall<sup>®</sup>

**Large Scale  
Landscape Projects**

**Natural Stone Texture**

The proven strength of the Diamond Pro<sup>®</sup> retaining wall system technology makes this product the perfect choice for larger scale landscaping projects.



**Decorative  
Landscape Projects**

**Elegant Detail**


Genest Garden Wall Stone<sup>®</sup> is a natural-looking, lightweight choice for decorative projects. It is perfect for DIY projects and can be used to build retaining walls, garden planters, and tree rings up to two feet tall.



## PRODUCT INFORMATION

|                   |           |
|-------------------|-----------|
| Pallet wt         | 3,837 lbs |
| Sq ft per pallet  | 48 sq ft  |
| Layers per pallet | 4         |
| Sq ft per layer   | 12 sq ft  |

## COLOR OPTIONS



Gray

## UNIT DIMENSIONS



|               |              |             |        |
|---------------|--------------|-------------|--------|
| Straight Face |              |             |        |
| Height        | 8" (203 mm)  | Units/Layer | 12     |
| Depth         | 12" (305 mm) | Units/Sq ft | 1      |
| Length        | 18" (457 mm) | Sq ft/Unit  | 1      |
| Units/Pallet  | 48           | Unit Wt     | 79 lbs |

## PRODUCT INFORMATION

|                   |           |
|-------------------|-----------|
| Pallet wt         | 3,220 lbs |
| Sq ft per pallet  | 46 sq ft  |
| Layers per pallet | 6         |
| Sq ft per layer   | 7.7 sq ft |

## COLOR OPTIONS



Granite Blend



Earth Blend

## UNIT DIMENSIONS



|              |                  |             |        |
|--------------|------------------|-------------|--------|
| Height       | 4" (102 mm)      | Units/Layer | 24     |
| Depth        | 7" (178 mm)      | Units/Sq ft | 3.12   |
| Length       | 11 1/2" (292 mm) | Sq ft/Unit  | .32    |
| Units/Pallet | 144              | Unit Wt     | 22 lbs |




# Single-Split Corner Blocks

NEW

**Split to Any Length**

**Unlimited Versatility**

Use a block splitter to split these 21" blocks at the 18" indicator marks (located on the back side of the blocks) to create coordinating split-edge corner blocks for Genest Anchor Diamond® retaining walls! Once split, these blocks have two split faces (along one long side and one short side). These extremely versatile blocks can also be split to your own measurements for a variety of applications.



## PRODUCT INFORMATION

|                   |           |
|-------------------|-----------|
| Pallet wt         | 2,920 lbs |
| Layers per pallet | 4         |

## UNIT DIMENSIONS



|        |              |              |        |
|--------|--------------|--------------|--------|
| Height | 6" (152 mm)  | Units/Layer  | 8      |
| Depth  | 9" (229 mm)  | Units/Pallet | 32     |
| Length | 21" (533 mm) | Unit Wt      | 90 lbs |

\*Block length is 21" unsplit. Installer must split to desired length.


## COLOR OPTIONS



Granite Blend



Earth Blend



Gray





# Retaining Wall Accessory Products

**Completes Your Landscape Design**

**Functional Additions**

Complete your retaining walls with caps, steps, and corners, each crafted with the same rich textured appearance as our retaining wall and freestanding wall products.

Torpedo® Base Block is a handy addition for quick and easy base installation.



**Torpedo® Base Block**



## Cap Block

### PRODUCT INFORMATION

|                          |                |
|--------------------------|----------------|
| Pallet wt                | 3,565 lbs      |
| Sq ft per pallet         | 27 sq ft       |
| Layers per pallet        | 10             |
| Sq ft per layer          | 2.7 sq ft      |
| Linear coverage per unit | 1.35 linear ft |



### UNIT DIMENSIONS

|              |                           |             |        |
|--------------|---------------------------|-------------|--------|
| Height       | 3" (76 mm)                | Units/Layer | 8      |
| Depth        | 12" (305 mm)              | Units/Sq ft | 2.9    |
| Length       | 17"- 15 1/2" (432-394 mm) | Sq ft/Unit  | .34    |
| Units/Pallet | 80                        | Unit Wt     | 44 lbs |

## Single-Split Corner Block

**NEW**

### PRODUCT INFORMATION

|                   |           |
|-------------------|-----------|
| Pallet wt         | 2,920 lbs |
| Layers per pallet | 4         |

**Blocks are 21" before splitting. installer must split to desired length.**



### UNIT DIMENSIONS

|        |              |              |        |
|--------|--------------|--------------|--------|
| Height | 6" (152 mm)  | Units/Layer  | 8      |
| Depth  | 9" (229 mm)  | Units/Pallet | 32     |
| Length | 21" (533 mm) | Unit Wt      | 90 lbs |

## Step Block

### PRODUCT INFORMATION

|                   |           |
|-------------------|-----------|
| Pallet wt         | 4,550 lbs |
| Sq ft per pallet  | 33 sq ft  |
| Layers per pallet | 5         |
| Sq ft per layer   | 6.6 sq ft |



### UNIT DIMENSIONS

|              |              |             |        |
|--------------|--------------|-------------|--------|
| Height       | 6" (152 mm)  | Units/Layer | 10     |
| Depth        | 12" (305 mm) | Units/Sq ft | 1.51   |
| Length       | 16" (406 mm) | Sq ft/Unit  | .66    |
| Units/Pallet | 50           | Unit Wt     | 90 lbs |

## Pro Corner Block 8"

### PRODUCT INFORMATION

|                   |           |
|-------------------|-----------|
| Pallet wt         | 3,200 lbs |
| Sq ft per pallet  | 30 sq ft  |
| Layers per pallet | 3         |
| Sq ft per layer   | 10 sq ft  |



### UNIT DIMENSIONS

|              |              |             |         |
|--------------|--------------|-------------|---------|
| Height       | 8" (203 mm)  | Units/Layer | 10      |
| Depth        | 9" (229 mm)  | Units/Sq ft | 1       |
| Length       | 18" (457 mm) | Sq ft/Unit  | 1       |
| Units/Pallet | 30           | Unit Wt     | 105 lbs |

ONLY AVAILABLE IN: Gray

## Torpedo® Base Block



### PRODUCT INFORMATION

|                          |             |
|--------------------------|-------------|
| Pallet wt                | 3,190 lbs   |
| Linear ft per pallet     | 83 lin ft   |
| Layers per pallet        | 8           |
| Linear coverage per unit | 1.31 lin ft |



Color: Natural

### UNIT DIMENSIONS

|              |                  |              |        |
|--------------|------------------|--------------|--------|
| Height       | 4" (102 mm)      | Units/Layer  | 8      |
| Depth        | 11" (280 mm)     | Units/Lin ft | 1.31   |
| Length       | 15 3/4" (400 mm) | Unit Wt      | 49 lbs |
| Units/Pallet | 64               |              |        |

## Color Options



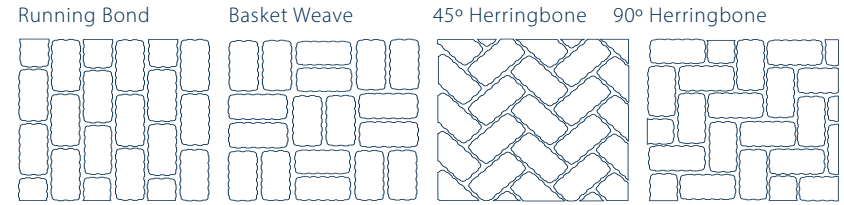
Gray Granite Blend Earth Blend

Color options for all Retaining Wall Accessory Blocks except for the Torpedo® Base Block.

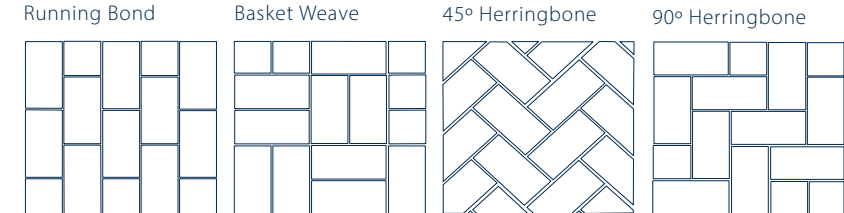
# Paving Stones Laying Style Ideas

**NOTE:** Our multi-piece pavers are intended to be installed randomly.

## 17 EASTERN BAY STONE™



## 29 BLACKWATER RIVER STONE™




Note: Pick from multiple pallets to ensure proper blending when installing pavers.

# Borders & Accents

Framing a patio, walkway, or driveway can create a stunning visual effect for a distinct landscape design.

Several types of Genest paving stones arranged in various fashions can be incorporated into borders and accents.

- 1 EASTERN BAY STONE® CHARCOAL BORDER with Eastern Bay Granite Blend
- 2 EASTERN BAY STONE® GRANITE BLEND BORDER with Windham Ridge™ Granite Blend
- 3 EASTERN BAY STONE® CHARCOAL BORDER with Grand Katahdin™ Granite Blend
- 4 BLACKWATER CHARCOAL BORDER with Windham Ridge™ Granite Blend



# Genest Paving Stone & Walls

## Transferable Lifetime Warranty

**Genest is pleased to offer a transferable lifetime warranty on the structural integrity of our paving stones and landscape retaining walls for residential use.**

This warranty protects against structural failure of our paving stones and retaining walls under normal conditions, including exposure to de-icing salts. We certify that our paving stones conform to the most current specification standards by the Interlocking Concrete Pavement Institute (ICPI) and ASTM Standard Specifications for Concrete Unit Pavers. We certify that our landscape retaining walls conform to the most current specification standards by the National Concrete Masonry Association (NCMA) and the ASTM Standard Specifications for Segmental Retaining Walls.

If our pavers or retaining walls prove to be structurally defective, we will replace the product. Replacement labor is not included, and no guarantee of color matching can be made.

This warranty goes into effect on the date of purchase and is transferable with property ownership. Proof of purchase required and certain limitations and exclusions apply.

Review and download the complete warranty with its limitations and exclusions. Please visit [www.genestconcrete.com](http://www.genestconcrete.com) or call our sales department at 1-800-649-4773 or ask a sales representative to see a copy.

\*Efflorescence is a naturally occurring characteristic of concrete and not covered by the lifetime warranty.

Genest manufactures retaining walls under license from Anchor Wall Systems, Inc.



## Engineering of a Genest Paving Stone

### Strength Meets Beauty

In 1986, Genest began producing paving stones with the use of German technology. This manufacturing process is called "Face Mix," and the majority of paver production in Europe now uses this approach.

Our method starts with a "base mix" comprised of high-strength concrete and a significant concentration of stone, most of which is granite. This combination creates the signature strength and durability of a Genest paving stone. Next, we blend carefully selected fine aggregate, a high concentration of cement, and color pigment to produce the "face mix". This results in a more brilliant color blend and a solid surface with no visible signs of stone.

During this process, the "base mix" is placed into the mold and compacted. Once the base is compacted, the "face mix" is immediately added and compressed together as a composite whole. Once installed, these paving stones will withstand severe New England weather conditions and continue performing as designed for years to come.

#### GENEST PAVING STONES & WALLS

- Structural Integrity
- Durability
- Salt Resistance
- Limited Lifetime Warranty
- Smooth Architectural Finish
- Brilliant Colors
- Exceeds Industry Standards

## Duracon® Finish

